

# Trumbull County Generalized Water Coverage



Source: Ohio EPA, Community Water Systems coverage area data and/or line area data. Created by Ohio University Voinovich School June, 2022

# TRUMBULL COUNTY WITH PUBLIC WATER ACCESS

Trumbull\_Co\_With\_Water  
Area: 160.53 square miles



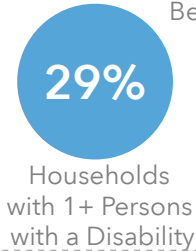
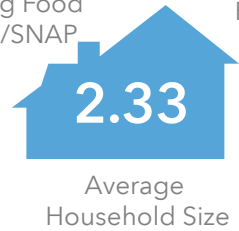
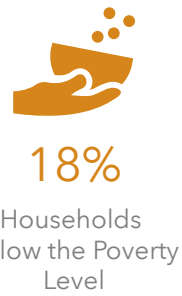
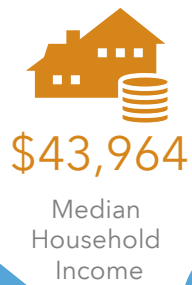
Voinovich School of  
Leadership and Public Service

Source: Generalized drinking water coverage data overlay with U.S. Census Bureau, Census 2010 Summary File 1. Esri forecasts for 2021 and 2026. All survey-based estimates are subject to sampling error. The calculated population displayed with Census data measures the variability of the estimates.

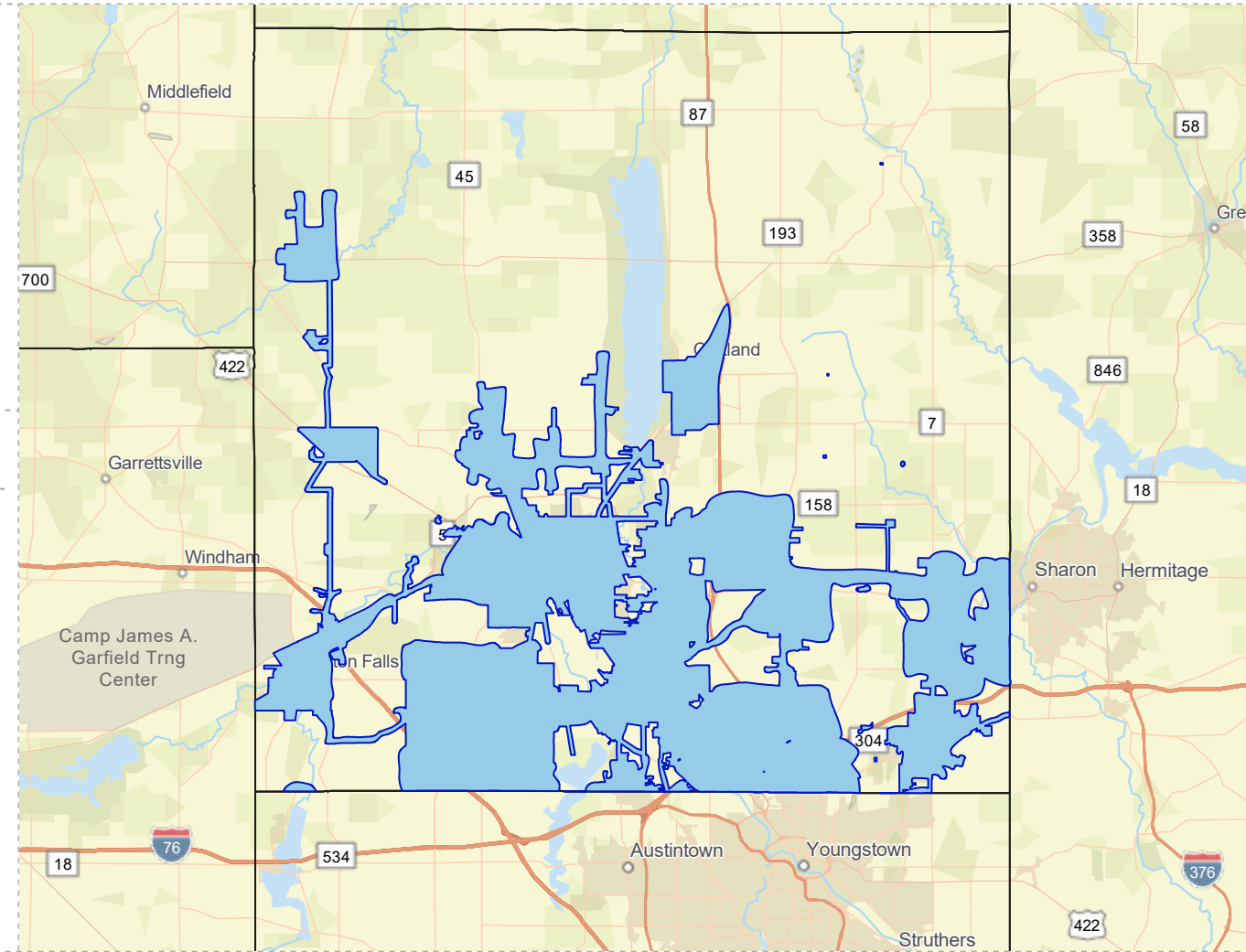
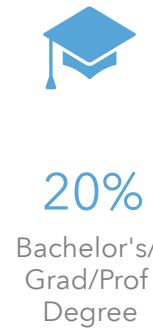
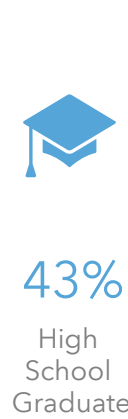
## POPULATION



## INCOME



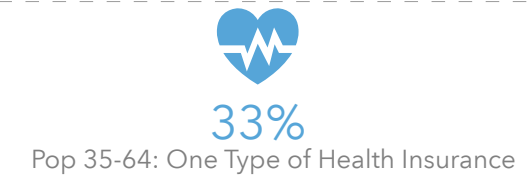
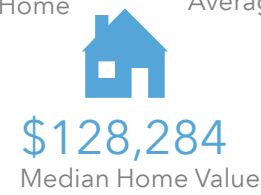

## EDUCATION



## EMPLOYMENT



## MISCELLANEOUS FACTS



# TRUMBULL COUNTY WITHOUT PUBLIC WATER ACCESS

Trumbull\_Co\_Without\_Water  
Area: 476.04 square miles



Voinovich School of  
Leadership and Public Service

Source: Generalized drinking water coverage data overlay with U.S. Census Bureau, Census 2010 Summary File 1. Esri forecasts for 2021 and 2026. All survey-based estimates are subject to sampling error. The calculated population displayed with Census data measures the variability of the estimates.

## POPULATION



54,293

Total Population



45.6

Median Age

## INCOME



9%

Households Receiving Food Stamps/SNAP



\$53,944

Median Household Income



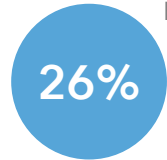
12%

Households Below the Poverty Level



2.60

Average Household Size



26%

Households with 1+ Persons with a Disability

## EMPLOYMENT



53%

White Collar

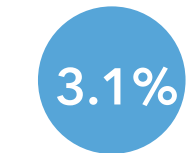


36%

Blue Collar



Services



3.1%

Unemployment Rate

## EDUCATION



12%

No High School Diploma



45%

High School Graduate



24%

Some College



19%

Bachelor's/ Grad/Prof Degree

## MISCELLANEOUS FACTS



89%

Have Internet Access at Home



\$512

Average Household Cost of Water & Sewer Maintenance (per year)



\$190,935

Median Home Value



91%

Household Owns or Leases Any Vehicle



34%

Pop 35-64: One Type of Health Insurance



21%

Household Spent \$1-\$99 in Average Week at Food Stores

