

- Scioto Co With Water
- Scioto Co Without Water

Scioto County Water Access



Source: Ohio EPA, Community Water Systems coverage area data and/or line area data. Created by Ohio University Voinovich School June, 2022

SCIOTO COUNTY WITH PUBLIC WATER ACCESS

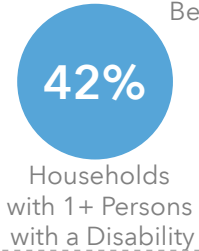
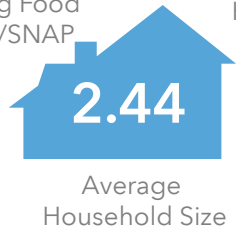
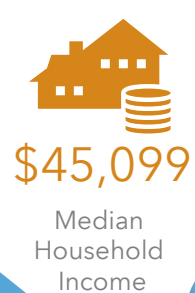
Scioto_Co_With_Water
Area: 421.6 square miles

Source: Generalized drinking water coverage data overlay with U.S. Census Bureau, Census 2010 Summary File 1. Esri forecasts for 2021 and 2026. All survey-based estimates are subject to sampling error. The calculated population displayed with Census data measures the variability of the estimates.

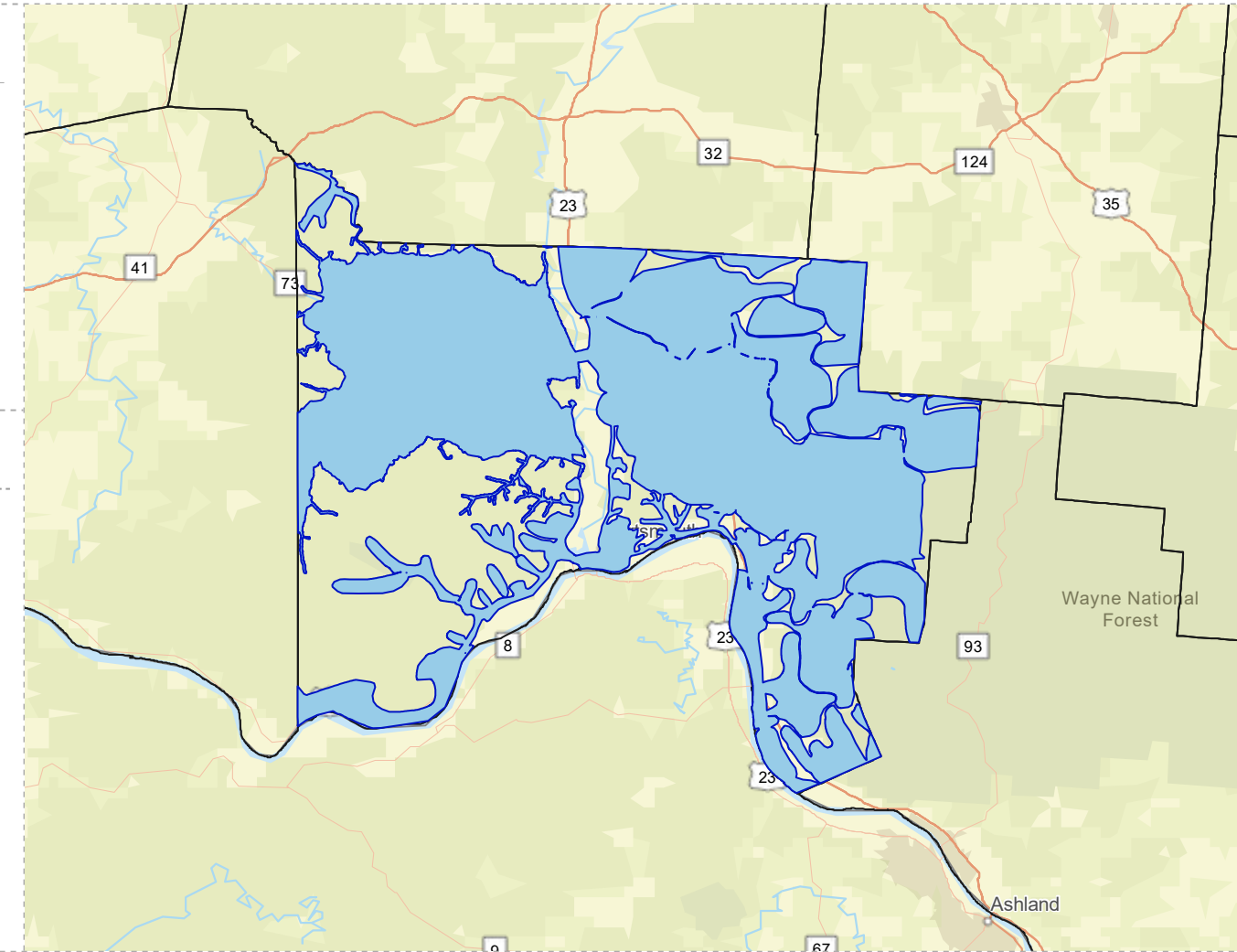
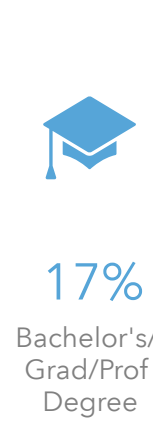

POPULATION



INCOME



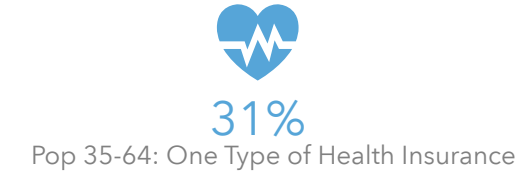
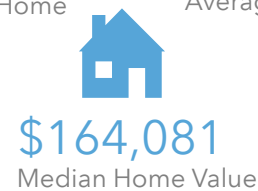

EDUCATION



EMPLOYMENT



MISCELLANEOUS FACTS



SCIOTO COUNTY WITHOUT PUBLIC WATER ACCESS

Scioto_Co_Without_Water

Area: 194.55 square miles



Voinovich School of Leadership and Public Service

Source: Generalized drinking water coverage data overlay with U.S. Census Bureau, Census 2010 Summary File 1. Esri forecasts for 2021 and 2026. All survey-based estimates are subject to sampling error. The calculated population displayed with Census data measures the variability of the estimates.

POPULATION



10,206

Total Population



43.1

Median Age

INCOME



23%

Households Receiving Food Stamps/SNAP




\$50,506

Median Household Income



19%

Households Below the Poverty Level



2.55

Average Household Size



39%

Households with 1+ Persons with a Disability

EMPLOYMENT



63%

White Collar



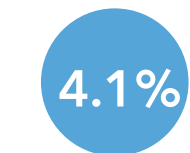
25%

Blue Collar



Services

12%



4.1%

Unemployment Rate

EDUCATION



12%

No High School Diploma



41%

High School Graduate



29%

Some College



18%

Bachelor's/ Grad/Prof Degree

MISCELLANEOUS FACTS



87%

Have Internet Access at Home



\$505

Average Household Cost of Water & Sewer Maintenance (per year)



33%

Pop 35-64: One Type of Health Insurance



\$177,738

Median Home Value



89%

Household Owns or Leases Any Vehicle



23%

Household Spent \$1-\$99 in Average Week at Food Stores

