

Light blue Jackson Co With Water
Orange Jackson Co Without Water

Jackson County Generalized Water Coverage



Source: Ohio EPA, Community Water Systems coverage area data and/or line area data. Created by Ohio University Voinovich School June, 2022

JACKSON COUNTY WITH PUBLIC WATER ACCESS

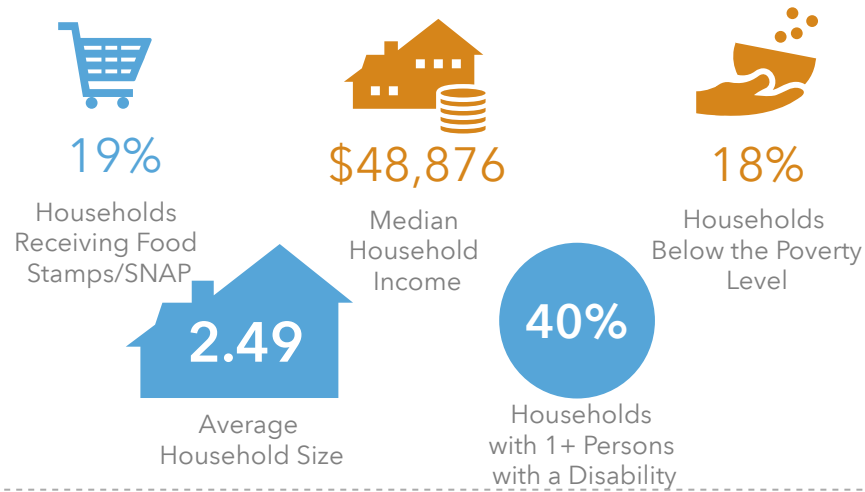
Jackson_Co_With_Water
 Area: 274.7 square miles

Source: Generalized drinking water coverage data overlay with U.S. Census Bureau, Census 2010 Summary File 1. Esri forecasts for 2021 and 2026. All survey-based estimates are subject to sampling error. The calculated population displayed with Census data measures the variability of the estimates.

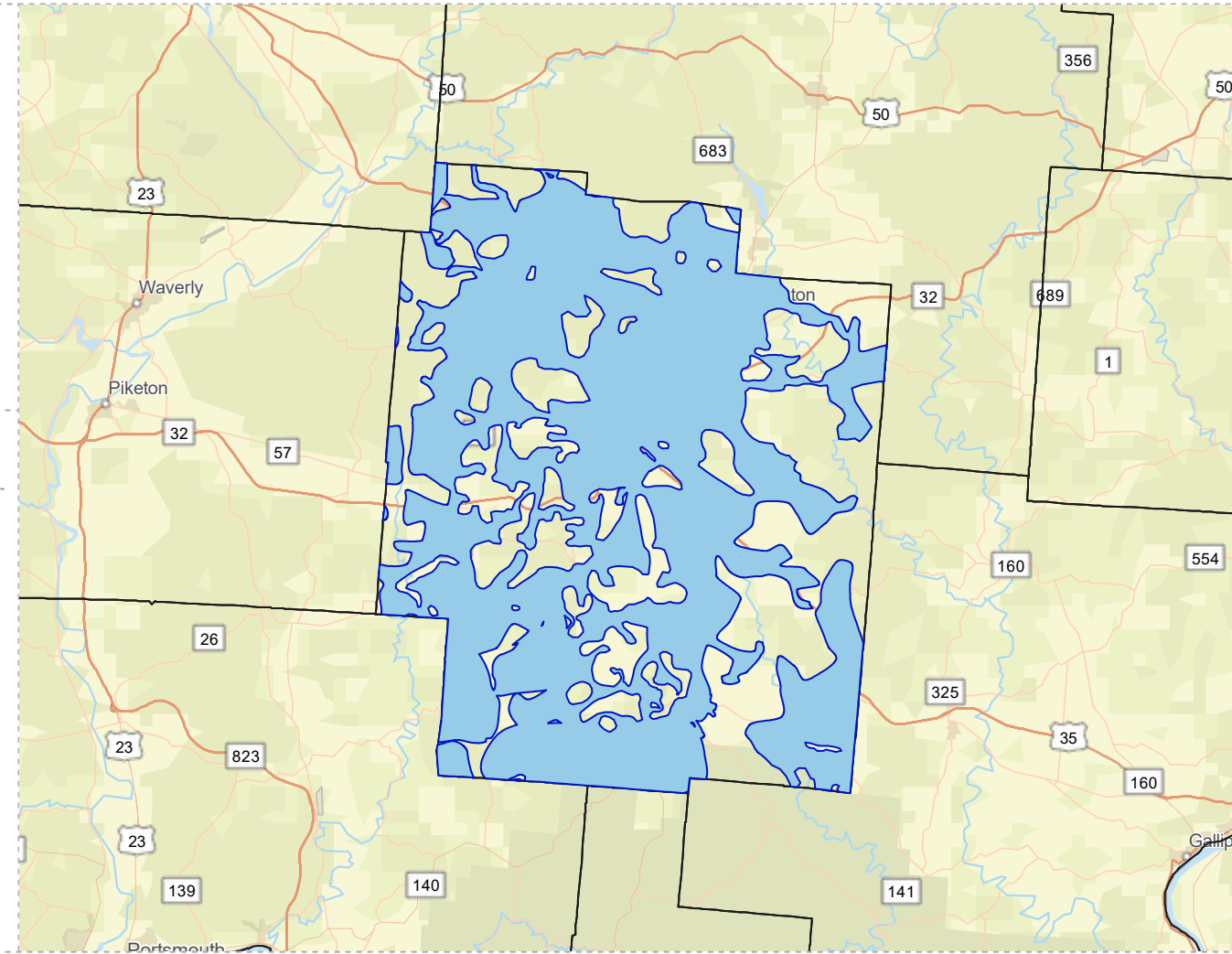
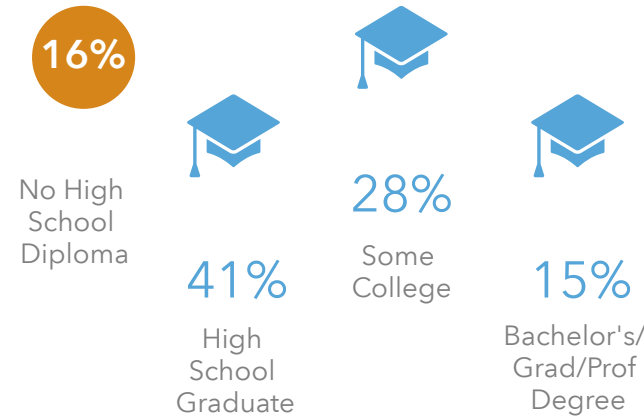
POPULATION



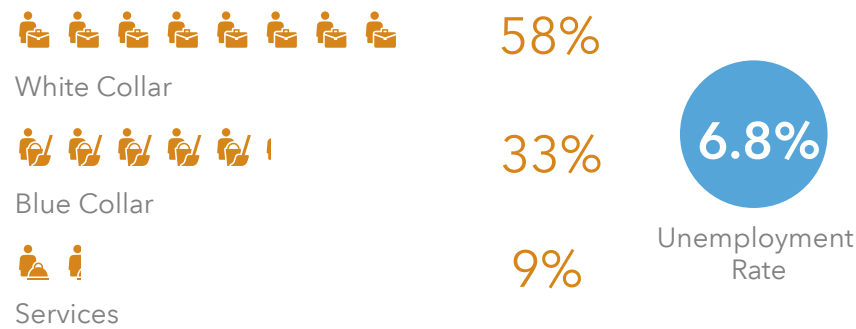
INCOME




EDUCATION



EMPLOYMENT



MISCELLANEOUS FACTS



JACKSON COUNTY WITHOUT PUBLIC WATER ACCESS

Jackson_Co_Without_Water

Area: 146.83 square miles



Voinovich School of Leadership and Public Service

Source: Generalized drinking water coverage data overlay with U.S. Census Bureau, Census 2010 Summary File 1. Esri forecasts for 2021 and 2026. All survey-based estimates are subject to sampling error. The calculated population displayed with Census data measures the variability of the estimates.

POPULATION



6,173

Total Population



41.6

Median Age

INCOME



16%

Households Receiving Food Stamps/SNAP




\$53,576

Median Household Income



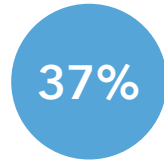
17%

Households Below the Poverty Level



2.70

Average Household Size



37%

Households with 1+ Persons with a Disability

EMPLOYMENT



54%

White Collar



36%

Blue Collar



Services

10%



7.2%

Unemployment Rate

EDUCATION



15%

No High School Diploma



44%

High School Graduate



25%

Some College



16%

Bachelor's/ Grad/Prof Degree

MISCELLANEOUS FACTS



87%

Have Internet Access at Home



\$507

Average Household Cost of Water & Sewer Maintenance (per year)



32%

Pop 35-64: One Type of Health Insurance



\$195,812

Median Home Value



90%

Household Owns or Leases Any Vehicle



23%

Household Spent \$1-\$99 in Average Week at Food Stores

