

# Carroll County Generalized Water Coverage



Source: Ohio EPA, Community Water Systems coverage area data and/or line area data. Created by Ohio University Voinovich School June, 2022

# CARROLL COUNTY WITH PUBLIC WATER ACCESS

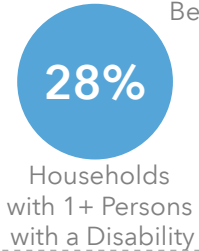
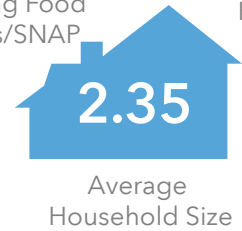
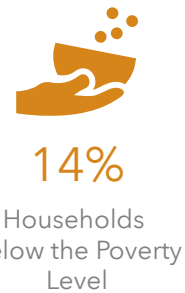
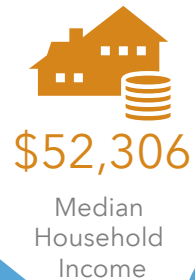
Carroll\_Co\_With\_Water  
Area: 14.74 square miles

Source: Generalized drinking water coverage data overlay with U.S. Census Bureau, Census 2010 Summary File 1. Esri forecasts for 2021 and 2026. All survey-based estimates are subject to sampling error. The calculated population displayed with Census data measures the variability of the estimates.

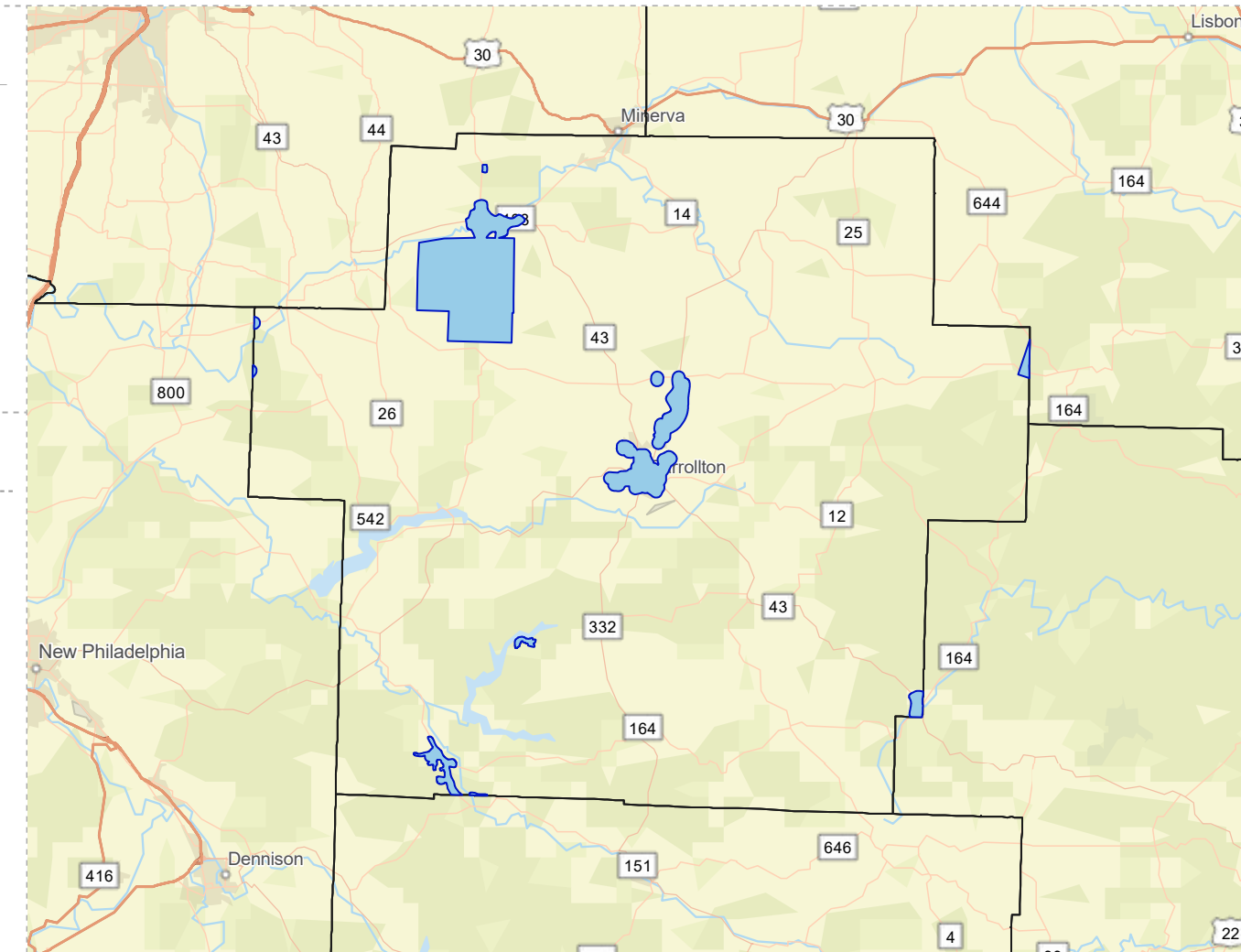
## POPULATION




## INCOME



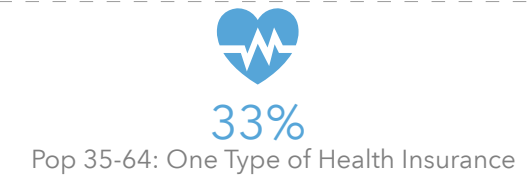
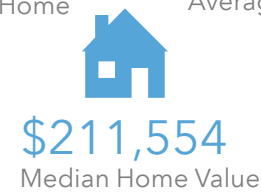

## EDUCATION



## EMPLOYMENT



## MISCELLANEOUS FACTS



# CARROLL COUNTY WITHOUT PUBLIC WATER ACCESS

Carroll\_Co\_Without\_Water

Area: 384.19 square miles



Voinovich School of Leadership and Public Service

Source: Generalized drinking water coverage data overlay with U.S. Census Bureau, Census 2010 Summary File 1. Esri forecasts for 2021 and 2026. All survey-based estimates are subject to sampling error. The calculated population displayed with Census data measures the variability of the estimates.

## POPULATION



21,164

Total Population



45.3

Median Age

## INCOME



9%

Households Receiving Food Stamps/SNAP




\$54,642

Median Household Income



11%

Households Below the Poverty Level



2.55

Average Household Size



29%

Households with 1+ Persons with a Disability

## EMPLOYMENT



50%

White Collar



38%

Blue Collar



Services



3.0%

Unemployment Rate

## EDUCATION



11%

No High School Diploma



51%

High School Graduate



25%

Some College



13%

Bachelor's/ Grad/Prof Degree

## MISCELLANEOUS FACTS



87%

Have Internet Access at Home



\$509

Average Household Cost of Water & Sewer Maintenance (per year)



34%

Pop 35-64: One Type of Health Insurance



\$207,789

Median Home Value



91%

Household Owns or Leases Any Vehicle



23%

Household Spent \$1-\$99 in Average Week at Food Stores

