

# Brown County Generalized Water Coverage



Source: Ohio EPA, Community Water Systems coverage area data and/or line area data. Created by Ohio University Voinovich School June, 2022

- Brown Co With Water
- Brown Co Without Water

# BROWN COUNTY WITH PUBLIC WATER ACCESS

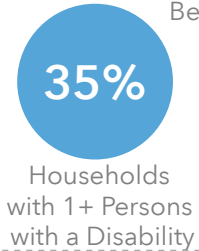
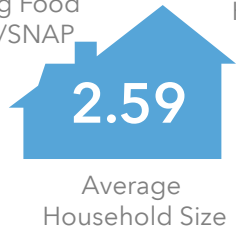
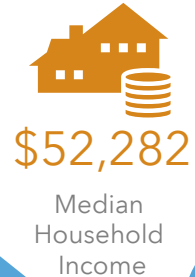
Brown\_Co\_With\_Water  
Area: 409.8 square miles

Source: Generalized drinking water coverage data overlay with U.S. Census Bureau, Census 2010 Summary File 1. Esri forecasts for 2021 and 2026. All survey-based estimates are subject to sampling error. The calculated population displayed with Census data measures the variability of the estimates.

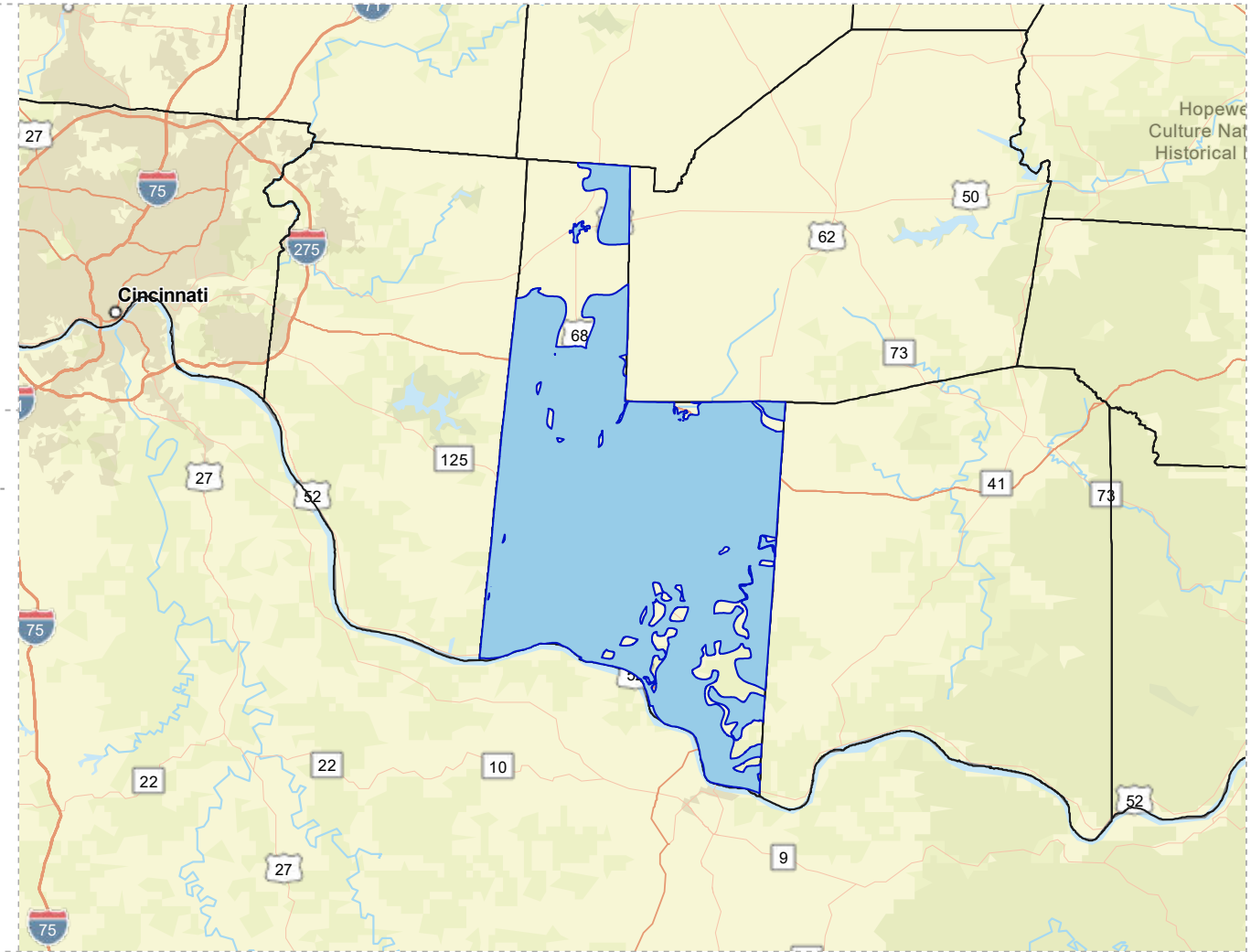
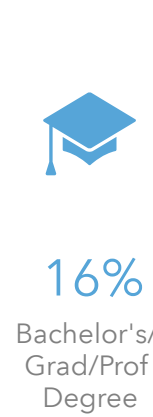
## POPULATION



## INCOME



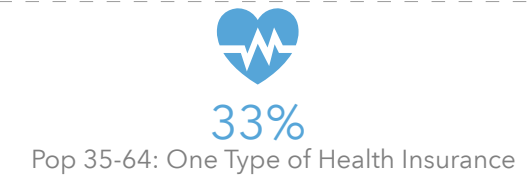
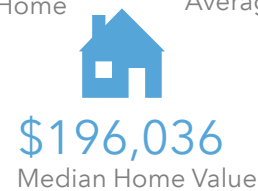

## EDUCATION



## EMPLOYMENT



## MISCELLANEOUS FACTS



# BROWN COUNTY WITHOUT PUBLIC WATER ACCESS

Brown\_Co\_Without\_Water

Area: 83.65 square miles

Source: Generalized drinking water coverage data overlay with U.S. Census Bureau, Census 2010 Summary File 1. Esri forecasts for 2021 and 2026. All survey-based estimates are subject to sampling error. The calculated population displayed with Census data measures the variability of the estimates.

## POPULATION



5,739

Total Population



43.6

Median Age

## INCOME



7%

Households Receiving Food Stamps/SNAP




\$61,010

Median Household Income



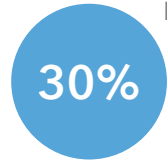
11%

Households Below the Poverty Level



2.68

Average Household Size



30%

Households with 1+ Persons with a Disability

## EMPLOYMENT



56%

White Collar



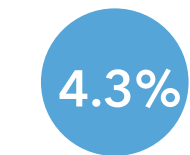
32%

Blue Collar



Services

12%



4.3%

Unemployment Rate

## EDUCATION



8%

No High School Diploma



47%

High School Graduate



29%

Some College



16%

Bachelor's/ Grad/Prof Degree

## MISCELLANEOUS FACTS



89%

Have Internet Access at Home



\$499

Average Household Cost of Water & Sewer Maintenance (per year)



37%

Pop 35-64: One Type of Health Insurance



\$239,216

Median Home Value



92%

Household Owns or Leases Any Vehicle



21%

Household Spent \$1-\$99 in Average Week at Food Stores

