

## READ IT

This week's Bible story is

### **Manna, Quail, and Water**

from Exodus 16:1-18; 17:1-7.

#### **God gives us everything we need.**

Ask each other what you remember about:

- Manna
- Quail
- Water
- Complaining
- Israelites
- Moses

The Israelites wandered around in the wilderness for 40 years learning what it was to be dependent on God for everything. They complained much of that time!

#### **Read the whole story together in the Bible!**

*Spark Story Bible* pages 90-93

*Spark Bible* pages 77-79

#### **Family Prayer**

**We give you thanks, O God, for all that you  
give us. Help us to be satisfied and grateful.  
AMEN.**

## TALK ABOUT IT



### **Family Conversations**

- 1** What else does God give us besides food and water?
- 2** What do you think God hoped the Israelites would learn as they wandered in the wilderness?
- 3** How can our family work to give food and water to people who need it?
- 4** How is sharing what we have with others—both near and far away—a part of God providing for us?



### **Eye Spark**

When you see or drink water, thank God, who gives us the water we need.



### **Ear Spark**

If you hear somebody complaining, tell them, "God gives us everything we need."

## LIVE IT

### **For families to do together**

Get a really big piece of paper and make a list of all that God provides for you and your family. Hang it on a door or someplace where you will regularly see it. Keep adding to it as you think of more ideas or receive something new that God provides.

### **For younger kids**


Help God provide for those who don't have enough to eat—make a donation to your local foodshelf.

### **For older kids**

Using the internet or library, find out how much water we have on this earth in our oceans, rivers, lakes, and ponds. What is it all used for? How much do you use?



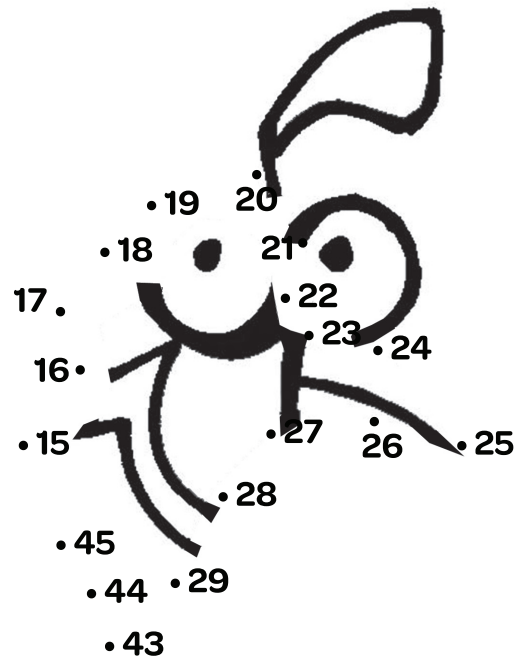

# Manna, Quail, and Water



Tiny birds, called quails, appeared everywhere!

# Food from God

Connect the dots to find out what God sent to the Israelites for food.



# Exodus Pairs

Discover the following pairs of words from the Bible story.

M \_ \_ \_ \_ and Q \_ \_ \_ \_

W \_ \_ \_ \_ from the R \_ \_ \_ \_

M \_ \_ \_ \_ and A \_ \_ \_ \_

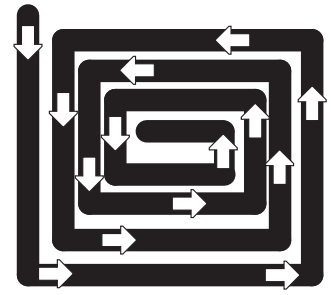
I \_ \_ \_ \_ \_ left E \_ \_ \_ \_

E \_ \_ \_ \_ and S \_ \_ \_ \_

M \_ \_ \_ \_ and M \_ \_ \_ \_

# Word Wrap-around

Start at the top left corner. Follow the letters down and around, writing the words in order on the lines below to discover a verse from Exodus. Include the punctuation that appears in the grid.



T R G N O C E L O H W E  
H E R A E N W A R D ' H  
E G T Y D R A E H S , T  
N A O O ' . G N I A S O  
M T T U " 9 : 6 N H E T  
O I H R E X . I I E T Y  
S O E C O M P L A H I A  
E N L O R D , F O R L S  
S O F T H E I S R A E "  
S A I D T O A A R O N ,

---

---

---

---

---