

Could these stats be from your county?

Market Trends

Property Type: Single Family

May 2025

Market Type



Key Details

Months of Inventory

3.21

27.38% MoM

Sold to List Price %

96.2%

0.71% MoM

Median Days in RPR

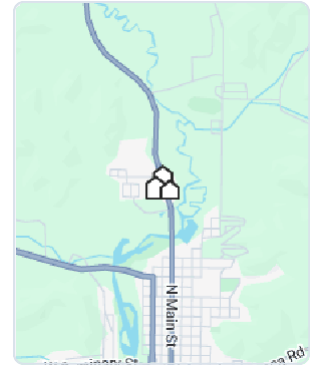
14

46.15% MoM

Median Sold Price

\$205,750

35.2% MoM



Realtors Property Resource®, LLC

Source: Listings

Median Estimated Property Value

May 2025

Property Type: SF + Condo/TH/Apt

Median Estimated Value

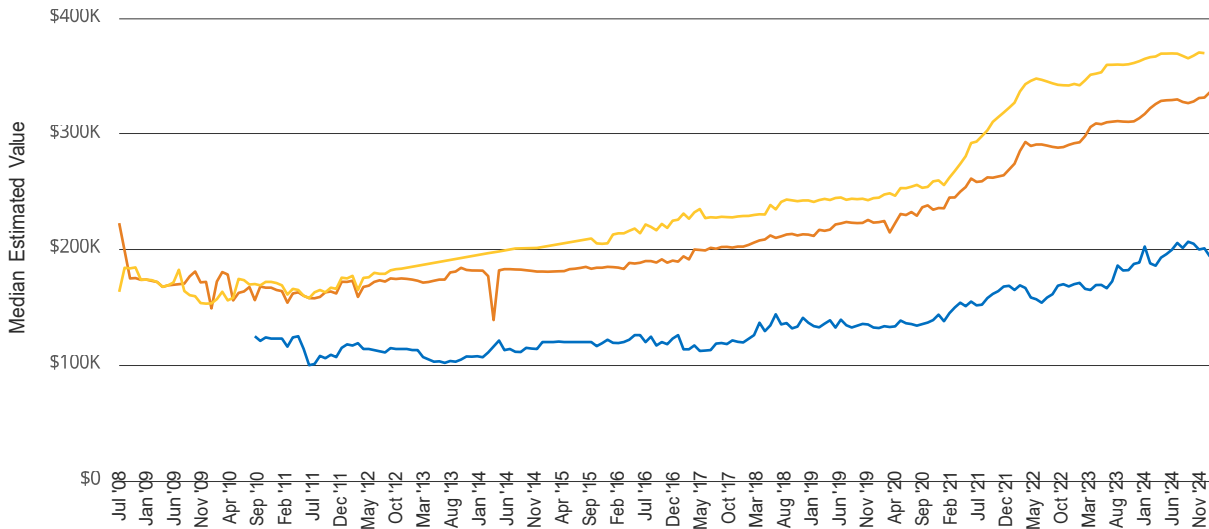
\$194,000

Last Month Change

-3.5%

12 Month Change

-4.2%



Realtors Property Resource®, LLC

Source: Public Records and Listings

New Listings

May 2025

Property Type: SF + Condo/TH/Apt

Median List Price

\$259,900

of Properties

21

↓ 4.5% MoM

Median \$/Sqft

\$159

↓ 18.5% MoM

Total \$ Volume

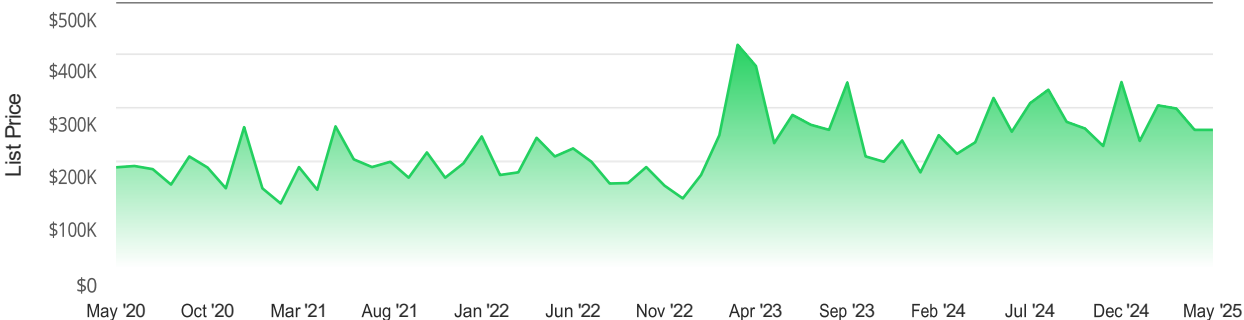
\$9,403,399

↓ 4.6% MoM

Median Living Area Sqft

1,704

↑ 20.7% MoM



Realtors Property Resource®, LLC

Source: Listings

Active Listings

May 2025

Property Type: SF + Condo/TH/Apt

Median List Price

\$262,450

↑ 1% MoM

of Properties

38

↑ 26.7% MoM

Median Days in RPR

33

↓ 52.9% MoM

Median \$/Sqft

\$194

↑ 4.3% MoM

Total \$ Volume

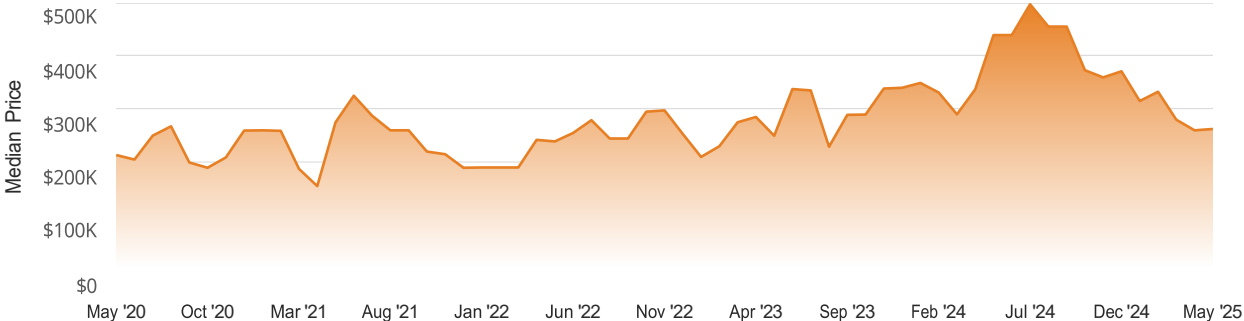
\$19,796,499

↑ 45.9% MoM

Median Living Area Sqft

1,509

↑ 4.6% MoM



Realtors Property Resource®, LLC

Source: Listings

New Pending Listings

May 2025

Property Type: SF + Condo/TH/Apt

Median List Price

\$187,400

↓ 5.7% MoM

of Properties

8

↓ 55.6% MoM

Median Days in RPR

21

↓ 27.6% MoM

Median \$/Sqft

\$130

↓ 13.9% MoM

Total \$ Volume

\$1,741,700

↓ 65.5% MoM

Median Living Area Sqft

1,574

↑ 10.8% MoM



Realtors Property Resource®, LLC

Source: Listings

Pending Listings

May 2025

Property Type: SF + Condo/TH/Apt

Median List Price

\$219,000

↓ 21.8% MoM

of Properties

13

↓ 40.9% MoM

Median Days in RPR

179

↑ 842.1% MoM

Median \$/Sqft

\$154

↓ 7.2% MoM

Total \$ Volume

\$3,665,499

↓ 56.8% MoM

Median Living Area Sqft

1,556

↑ 4.6% MoM



Realtors Property Resource®, LLC

Source: Listings

Sold Listings

May 2025

Property Type: SF + Condo/TH/Apt

Median Sold Price

\$205,750

↓ 35.2% MoM

of Properties

16

↑ 23.1% MoM

Sold to List Price %

96.24%

↓ 0.7% MoM

Median Days in RPR

14

↓ 46.2% MoM

Median \$/Sqft

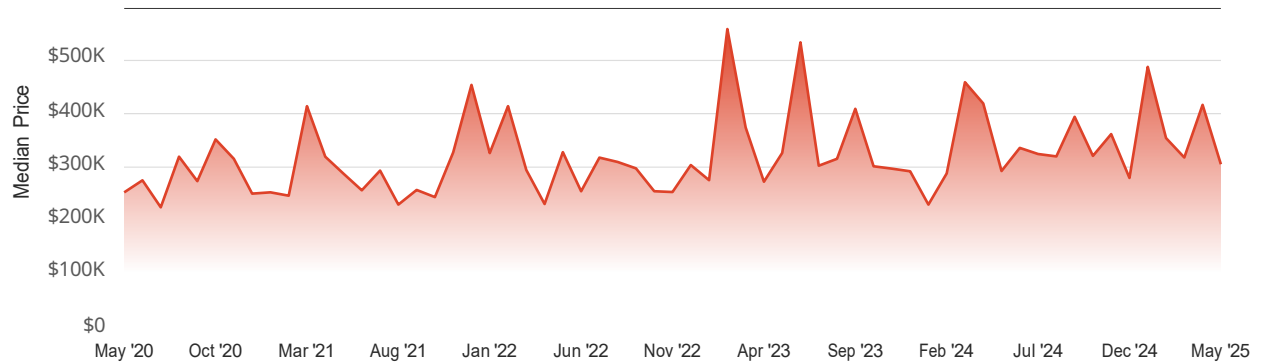
\$155

↑ 1.3% MoM

Total \$ Volume

\$4,430,049

↓ 17.7% MoM



Realtors Property Resource®, LLC

Source: Listings

Months Supply of Inventory

May 2025

Property Type: SF + Condo/TH/Apt

Months Supply of Inventory

3.21

Last Month Change

+27.4%

12 Month Change

-13.2%



Realtors Property Resource®, LLC

Source: Listings

Sold Public Records

Property Type: SF + Condo/TH/Apt

There is not enough market activity at this location, [for the selected property type](#), to display data.



There must be activity on at least **3 properties** in the calendar **month** in order to calculate statistics.
Try selecting another [property type](#) or [search at a broader geographical level](#).

Realtors Property Resource®, LLC

Source: Public Records



Copyright 2025 Realtors Property Resource® LLC. All Rights Reserved.
Information is not guaranteed. Equal Housing Opportunity.



6/9/2025