



# INDIANOLA COUNTRY CLUB NEWSLETTER September 2020

## Fall Membership Special

**Join on September 1<sup>st</sup> and pay nothing until 2021!**

Included in this special is receiving a 15% discount during your first full year of membership! Find your membership category below and check out the savings.

<u>Membership</u>	<u>Normally Month</u>	<u>15% Discount!</u>	<u>Monthly Savings</u>	<u>Yearly Savings</u>
Junior Single (Under age 30)	\$139	Now pay only \$118.15 month	\$20.85	\$250.20
Junior Family (Under age 30)	\$155	Now pay only \$131.75 month	\$23.25	\$279.00
Intermediate Single (ages 30 - 35)	\$155	Now pay only \$131.75 month	\$23.25	\$279.00
Intermediate Family (ages 30 - 35)	\$179	Now pay only \$152.15 month	\$26.85	\$322.20
Full Single (35+)	\$171	Now pay only \$145.35 month	\$25.65	\$307.80
Fully Family (35+)	\$203	Now pay only \$172.55 month	\$30.45	\$365.40

*Why wait until spring when you can join now and enjoy golf now for free?*

**We have also left in place the sponsor incentive. If you sponsor a new member you will also receive 15% off for a full year beginning January 1<sup>st</sup>!**

### Steve Spray Ln.

Most of you have seen and many of you have asked about the new street sign at our entrance. On May 15<sup>th</sup> former Indianola resident and past club member Steve Spray passed away from Parkinson's. Steve grew up a junior golfer at Indianola Country Club many years ago. He won the club championship at age 13 and set the nine hole course record back in the early 60's with a score of 27. Mr. Spray started his college career at Iowa but transferred to Eastern New Mexico, where he became the first NAIA golfer to win back to back national titles in 1962 and 1963. His '63 team also earned a national championship. His round of 64 in the 1963 event set a record for the lowest mark in the NAIA championships. It has been tied, but never broken, in the 57 years since.

Mr. Spray turned professional not long after the '63 championship. In 1969 he won the San Francisco Open and tied for 5<sup>th</sup> in the 1968 US Open Championship. Over his tour career Mr. Spray competed in the Masters three times, the US Open seven times and the PGA Championship on six occasions. In 1976 Mr. Spray took a job as the Head PGA Professional at the prestigious St. Louis Country Club spending more than three decades at the facility which opened in 1914.

Mr. Spray was named to NAIA Hall of Fame, Iowa Golf Association Hall of Fame, Gateway Section Hall of Fame, and Eastern New Mexico Hall of Fame.


### Fall Maintenance to begin soon

Joe would like to remind everyone that fall maintenance will begin soon. Solid core aeration will begin within the next week. After a long summer with a lot of play maintenance is a necessary evil this time of year. Please be courteous to our staff during your round. Many of these maintenance procedures take place during your round and the safety of our crew is important.

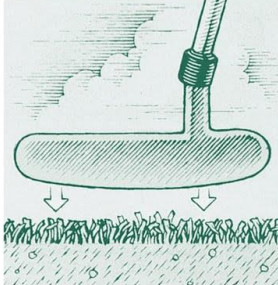
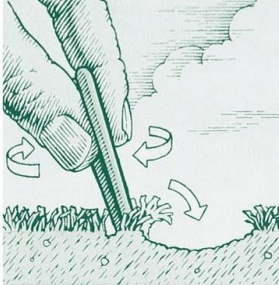
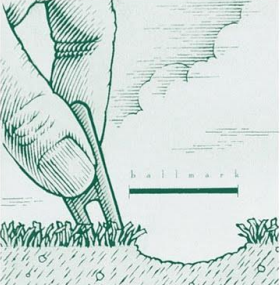
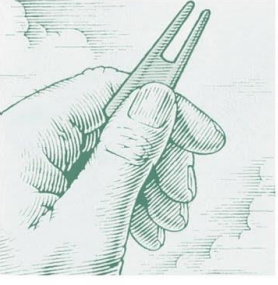
### Ball Marks

The image below is from the Golf Course Superintendents Association of America and shows the proper way to repair a ball mark on the green. Notice in step 3 it says, “don’t lift the center.” This is a key to proper ball mark repair. Lifting the center of the ball mark detaches the roots and the grass in that spot will die. Many of the “unrepaired” ball marks you see when playing are actually “improperly repaired” ball marks. These take weeks to heal compared to days for a properly repaired ball mark.

## *The Proper Way to Repair a Ball Mark*



- 1** Use a prolonged ball mark repair tool (preferably), knife, key or tee.
- 2** Insert at the edges of the mark - not the middle of the depression.
- 3** Bring the edges together with a gentle twisting motion, but don't lift the center. Try not to tear the grass.
- 4** Smooth the surface with a club or foot. You're done when it's a surface that you would putt over.



Source: Golf Course Superintendents Association of America

Please take care of your course. Repair your divots and fill in some others while you wait for your playing partners to hit. On the greens, repair your ball mark and one other. The result will be a better golf course and more enjoyable playing experience for all.

2. Avoid driving on heavily travelled areas with your golf cart. Excessive traffic leads to a poorer stand of grass and eventually mud. A simple rule is to leave the path in a different spot than the cart before you. We kindly ask you to use the carts paths as much as possible at all times. It doesn't take any more effort to follow the 90 degree rule at all times. Your course will look better for it. Also, golf carts need to return to the cart paths near all tees and greens. These are the areas that have the highest areas of cart traffic. **A good rule to follow is once you're approximately 30 yards from the green you need to return to the cart path for the**

**remainder of that hole.** Also, please partner up on carts. Two players should = one cart, three players should two carts and four players should = two carts. As we move into the hot and dry season the less cart traffic we have on the grass plant the better!

3. Please allow us the opportunity to acknowledge you and get out of the way before you hit your shot. Please note that we may need to “finish one pass” before we pull to the side. Because of the fast pace of play here at your club, the fact that not everyone plays the course in order and the number of singles and twosomes it makes it extremely difficult to “stay ahead of play” or avoid play all together.

4. Per the member handbook we’d like to remind everyone that the maintenance staff schedules their workload believing that most golfers play the course in order. As a result, if you cutover or simply begin on a random hole, you may run into the maintenance staff mowing rough or fairways, greens or collars, or cutting holes. **THE MAINTENANCE STAFF HAS TO HAVE THE RIGHT OF WAY IN THIS SCENARIO, WHERE YOU DON’T PLAY THE COURSE IN ORDER, SO THEY CAN COMPLETE THEIR MAINTENANCE FOR THE DAY.** The player who has cutover, or simply started on a random hole, should expect to have to wait, skip a shot, skip a hole and go around the maintenance staff.

### High School Boy’s Golf Team and the Practice Facility

Indianola Country Club is the home course for Indianola High School Golf. The fall season is when the boys’ team competes. The high school varsity golfers who are members of our club will be allowed to play Saturday and Sunday mornings during their high school season. Coach Finn will provide a list of names of these players so that our staff has record of who these players are.

### Simpson College Men’s and Women’s Golf Team

The Men’s and Women’s teams at Simpson college also utilize our facility as their home course. As a major donor to our practice facility back in 2011 please welcome these young adults to our club this fall.

### Congratulations!

The **Husband & Wife** tournament was hosted on Sunday, August 2<sup>nd</sup>. We had a tie for low score this year between Jeremy Johnson and Lesa Hamilton along with Matt & Steph Zeller. Each team shot 70 with Jeremy and Lesa winning on the card back hole. Matt & Jenni Spaulding finished a shot back at 71.

The **Sole Survivor** was held on Sunday, August 9<sup>th</sup>. See below for the winners in each division.

Men’s Championship	Champion	Jeremy Johnson	Runner Up	Tyler Piper
Men’s Regular Division	Champion	Shaun Guyer	Runner Up	Rich Piper
Men’s Michelson Division	Champion	Brian Poindexter	Runner Up	Tom Longer
Men’s Couples & Nicklaus	Champion	Ken Pollock	Runner Up	Keith Monson
Ladies Division	Champion	Cheryl Janes	Runner Up	Deb Smalley

Last weekend we hosted an **8” Cup 4 – Person Best Shot**. Over the two days we had an amazing 256 players!

Champions	Conner Juilfs	Matt Haley	Jacob Mueller	Joe Carroll	53
	Gene Capps	Gabe Capps	Paul Smith	Steve Flattery	54
	Jason Buchanan	Angie Buchanan	Jackson Buchanan	Paul Buchanan	54
	Shaun Guyer	Matt Jones	Trevor Swanson	Nic Dahl	54
	Joe Butler	Pete Butler	Brett Wright	Luke Miller	54

Congrats to Frank Rasko, Jeremy Johnson and Don Spaulding who recently recorded **Hole in Ones!** Both Jeremy and Don were rewarded with \$100 via the Men's Golf Association by being members in 2020.

### **Couple's 2 – Balls in September**

Please mark your calendars for Friday, September 11<sup>th</sup>. This will be the final couples 2 – ball of the season! We will be setting up the East Nine in all par 3's! Grab another couple and enjoy a great time of couples golf at the club. Tee times will begin at 4:00 p.m. and advance registration is required.

### **Announcements and Notices are Posted at the Registration Booklet**

Please remember that every player must sign in at the registration book. The registration book is where all announcements and notices will be posted for the day. Maintenance that cannot be interrupted by play can happen at any time of the day and on any day of the week. Yes, we attempt to keep this type of maintenance to Monday's but unfortunately weather is going dictate when certain maintenance occurs. The registration booklet is our way of knowing where play is and how many rounds were played. Your ball rack continues to determine order of play/your tee time on the first tee.



## ***4 - Man Tournament*** ***Sunday, September 20<sup>th</sup>***

***Entry Fee = \$40 Member Fee***

***\$50 Non Member Fee***

***\$18 per person cart fee***

***Entry fee to include golf fees, prize fund along  
with lunch at the completion of the round.***

**The format for this event is a 4 – Man Best  
Shot with men 60 & over playing from the  
Gold Tee Markers.**

**This event is Open to Nonmembers so take  
advantage of this opportunity to bring a guest  
to your club.**

***Advance sign up is required!***

### **Members Only Portion of our Web Site**

Many of you are now accessing the Members Only portion of our web site. In this area we store information that does not need to be available to prospective members or information that we want to keep private within our membership.

In order to access this portion you will need to go to [www.indianolacountryclub.com](http://www.indianolacountryclub.com) . From there you will need to click on the Members Only tab. If you're a first-time visitor, you need to enter your e mail address where it asks for an email. From there it asks for a password which is gogolfing. From there you click submit and it will then redirect you to create your own password. Each membership will only be able to use one e mail in the section that asks for an e mail address. If your e mail isn't recognized please e mail me at [jason@indianolacountryclub.com](mailto:jason@indianolacountryclub.com) and I can get you set up and or your problem resolved.

### **Dress Code Policy for Members & Guests**

**In the last month we have observed a few of our members and guests not following our dress code policy. The below policy has been in place of over three years now, so we are expecting everyone to be observant of the policy put in place by your Board of Directors.**

**Golf Course Dress Code** = At Indianola Country Club we want all of our members and guests to have an enjoyable experience during their round of golf. The membership at Indianola Country Club prides themselves on having a private club experience with affordable prices. The goal at our club is to allow casual dress with the understanding that we are a private facility. Muscle shirts, tank tops, un-hemmed cut offs and **tee shirts with graphics are not allowed. A solid colored tee shirt without graphics and in good condition is allowed.** However, outerwear pieces, such as sweatshirts, will be allowed with graphics as long as the graphics are not inappropriate. A collared golf shirt and golf related layering piece is our preferred choice. Our female members and guests can wear sleeveless golf shirts designed for the golf course. Female golfers must wear a top and bottom that does not reveal too much. Again, we want our dress code to be relaxed but not to the point that others find it distracting, disturbing or inappropriate. Golf Shoes or golf sandals with soft spikes or athletic shoes must always be worn while playing. Members and guests are not allowed to play barefooted or with footwear that could damage the grass plant. It is every member's responsibility to make sure their guests are aware of our dress code policy on the golf course.

**Clubhouse Dress Code** = At Indianola Country Club we want all our members and guests to have an enjoyable and relaxed experience. Muscle shirts, tank tops, un-hemmed cut offs, dirty and or poor conditioned clothing, any piece of apparel with inappropriate graphics or suggestive sayings are not allowed. Our goal is to give you every opportunity to enjoy your clubhouse experience in a casual yet neat appearance. It is every member's responsibility to make sure their guests are aware of our dress code policy prior to entering the clubhouse.

### **Late Season Beverage Cart Service**

For some reason, our regular beverage cart attendants have decided they needed to go back to their regular jobs or back to school? We will do our best to offer this service as much as possible, especially on our traditionally busier days. If this service is something you take advantage of always check with our staff. If the beverage cart is not available, we would be happy to offer you a cooler of beverages or snacks.

### **ACH Withdraw Reminder**

ACH withdraws will occur on the 10<sup>th</sup> of every month for those who registered for monthly ach. Please see below for the monthly dues for those who are not receiving a discount.

Junior Single	\$139	Junior Family	\$155
Intermediate Single	\$155	Intermediate Family	\$179
Full Single	\$171	Fully Family	\$203

Heritage Single \$151

Heritage Family \$183

### **Membership Changes**

Please help me in welcoming new members Austin Gage & Christine Vaughan, Connie Keller, Dustin & Sarah Miller, Dillon & Maranda Coates, Michael & Megan Tiano, Jerrod Goering, Gary Edgington, along with Brad & Tammy Emerson-Wheeler. We did not receive any resignations last month.

### **Take and Bakes are Back!**

Nick is preparing take and bakes weekly for carryout. Look for weekly e mails on what's available or like us on Facebook where Nick also posts these dishes. In order to make sure ones available please feel free to call ahead and reserved yours. **515 – 961 – 3303 Option #1**

### **Mulligans Dining Hours**

Monday – **Closed**

Tuesday – Lunch served from 11:00 a.m. – 3:00 p.m.

Wednesday - Lunch served from 11:00 a.m. – 3:00 p.m.

Thursday – Lunch served from 11:00 a.m. – 3:00 p.m.

Friday - Lunch served from 11:00 a.m. – 3:00 p.m.

Saturday - Lunch served from 11:00 a.m. – 3:00 p.m.

Sunday – **Closed**

Dinner served from 5:30 p.m. – 8:00 p.m.

Dinner served from 5:30 p.m. – 8:00 p.m.

Dinner served from 5:30 p.m. – 8:00 p.m.

Dinner served from 5:30 p.m. – 8:00 p.m.

### **Traditions Dining Hours**

Monday – **Closed**

Tuesday – **By Reservation Only**

Wednesday - **By Reservation Only**

Thursday – **By Reservation Only**

Friday - Lunch served from 11:00 a.m. – 3:00 p.m.

Saturday - **Closed**

Sunday – **Closed**

Dinner served from 5:30 p.m. – 8:00 p.m.

### **Weekly Chef Specials**

Chef Nick's Weekly Specials will be announced on Facebook on Tuesday mornings.

Please follow us on Facebook



Click on icon to be directed to the page

### **Mulligans Clubhouse Hours of Operation**

Monday – Friday Open at 8:00 a.m.

Saturday & Sunday Open at 7:00 a.m.

