

Included Accessories

As you unpack your digital decoder, please make sure that the following accessories are included:



Remote control

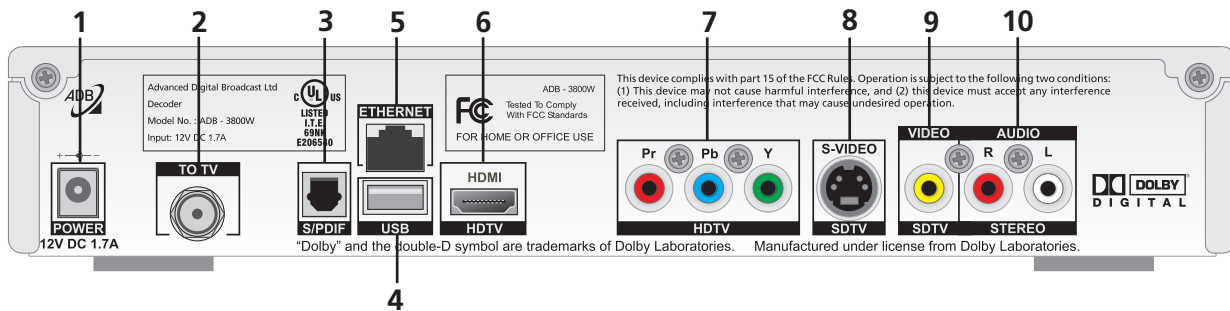


Power Adaptor



Batteries

Rear Panel



1 - Power plug (12V)

2 - Output to TV

3 - S/PDIF (Digital Audio Output)

4 - USB port

5 - Ethernet port

6 - HDMI (HD Digital Output)

7 - Component Output (HD Analog Output)

8 - S-VIDEO Output

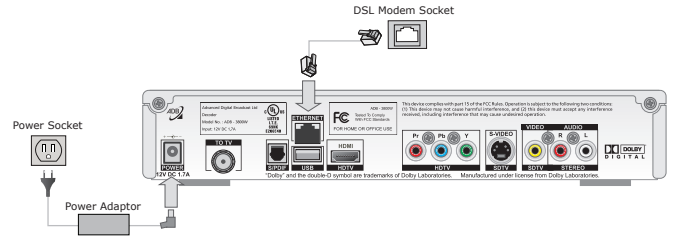
9 - CVBS VIDEO Output

10 - RCA Stereo Audio Output

Connectivity Diagrams

Basic connections

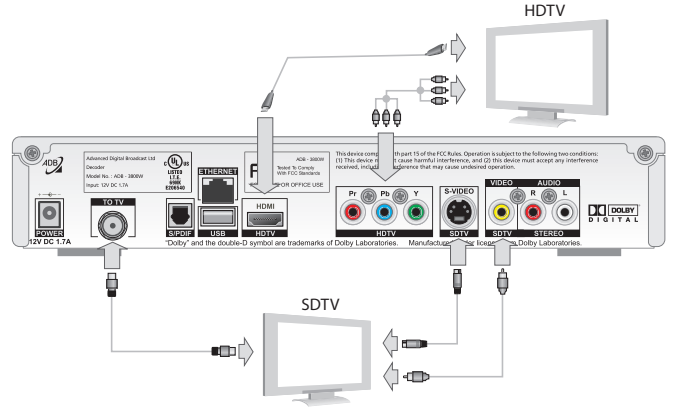
These are mandatory connections for each decoder to operate properly. Connect power supply via Power Adaptor. Next connect Ethernet port with the DSL Modem socket using Ethernet cable.



TV connections

Choose **one** of the available types of connections of your decoder with the TV set. Keep in mind that HDMI and YPbPr connectors are for HDTV and other connectors for SDTV.

Note: F-connector type applies to TV out. It cannot be connected to other cable distribution system, such as cable TV network, satellite dishes, receiving antennas etc.

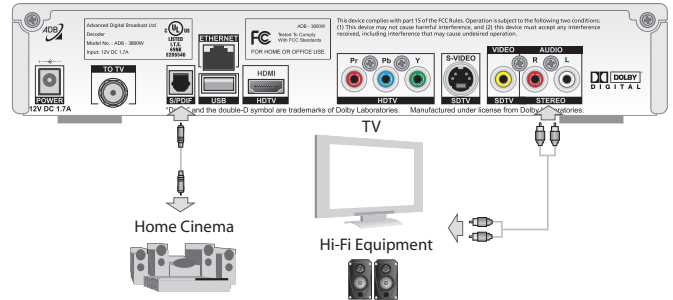


Audio connections

Choose **one** of the three types of audio connections available.

If you have a Home Cinema you can connect it to your decoder using S/PDIF connector and an appropriate cable.

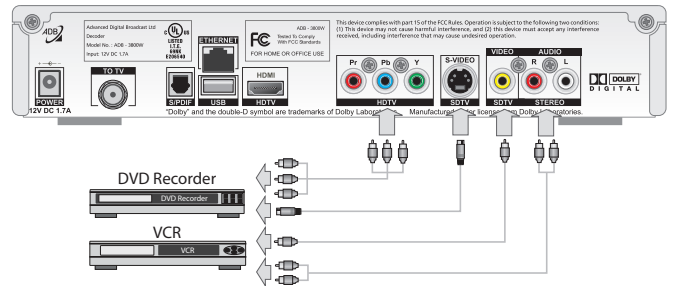
To use your Hi-Fi Equipment you need to connect it to the audio output of your decoder using RCA cable.



VCR, DVD Recorder connections

As an option you can connect your decoder to your VCR or DVD Recorder to record programs. Choose **one** of the two possible connections.

Note: To record sound you need to connect your DVD or VCR to the audio output of your decoder using RCA cable.



Remote Control



To change the batteries, you have to open the cover on the back of the remote. Press the cover gently as indicated on the left.



Next, slide the cover off as shown on the left. Other ways of opening the cover may result in breaking the remote control.



The batteries should be installed observing the polarity in the way presented on the left.



CE mark applied to the STB guarantees its conformity with the following EU Directives: 73/23/EEC Low Voltage Directive, 89/336/EEC amended with Directive 93/68/EEC EMC, 99/5/EC Directive R&TTE

FCC part 15 - Radio Frequency Devices

UL-1950:1995 Safety of Information Technology Equipment, v3, Underwriters Laboratories

"Dolby" and the double-D symbol are trademarks of Dolby Laboratories. Manufactured under license from Dolby Laboratories.