

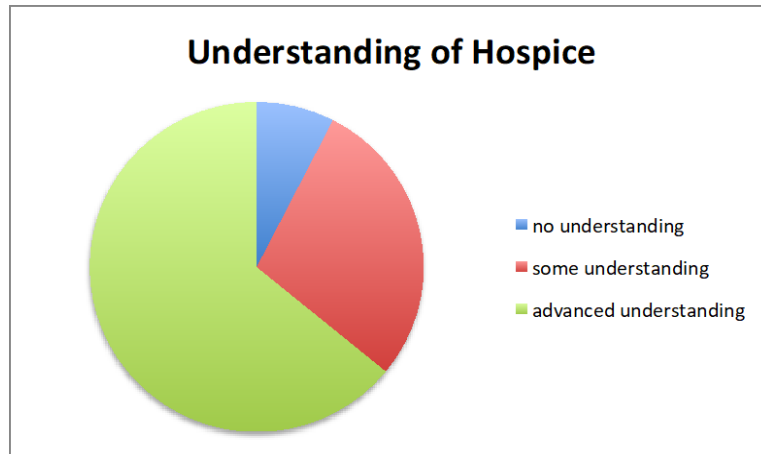
Wheatland & Area Hospice Society

Community Engagement Survey

number of respondents: 536 (question 5 - 365)

1. How would you rate your current understanding of what a Hospice is....

0	1	2	3	4	5	6	7	8	9	10	blank
1%	2%	2%	2%	2%	8%	10%	8%	21%	9%	33%	1%
8	9	10	13	13	41	51	45	115	46	178	7

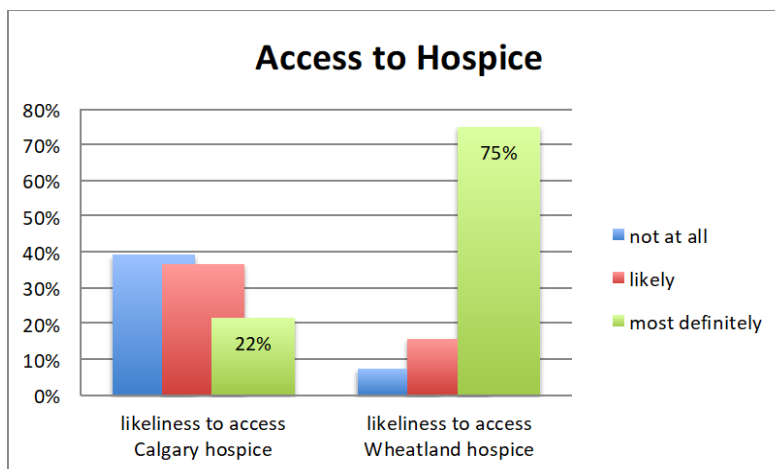


2. How likely would you or your family access existing Hospice services in Calgary?

0	1	2	3	4	5	6	7	8	9	10	blank
15%	6%	10%	8%	11%	12%	12%	3%	8%	3%	11%	3%
82	30	55	43	57	63	62	14	43	15	58	14

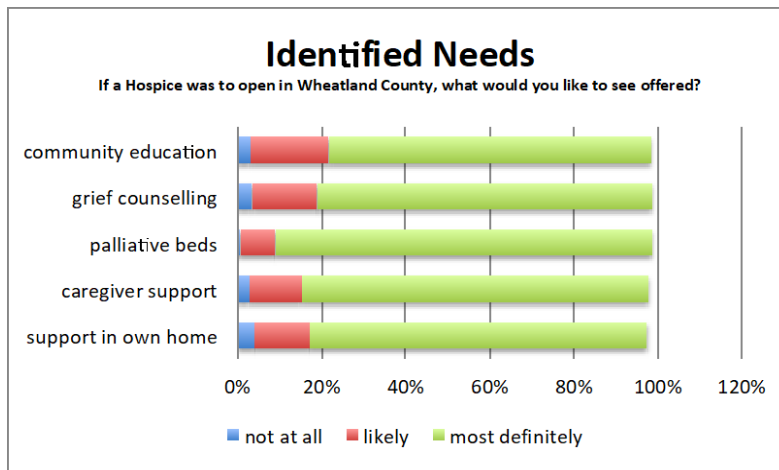
3. How likely would your or your family access Hospice services if available in Wheatland County?

0	1	2	3	4	5	6	7	8	9	10	blank
3%	1%	2%	1%	1%	5%	5%	4%	13%	10%	53%	2%
18	6	11	4	5	27	29	23	69	51	282	11



4. If a Hospice was to open in Wheatland County, what would you like to see offered?

	0	1	2	3	4	5	6	7	8	9	10	blank
a. Support of palliative care patients in their own home												
	1%	0%	1%	1%	1%	3%	4%	4%	14%	10%	55%	3%
	8	2	7	4	8	16	24	23	77	56	297	14
b. Family caregiver support												
	1%	1%	0%	1%	1%	3%	4%	5%	14%	9%	60%	2%
	6	3	2	4	7	15	19	26	74	49	319	12
c. Palliative care beds												
	0%	0%	0%	0%	1%	2%	2%	4%	13%	10%	68%	1%
	1	1	0	1	6	9	11	19	67	52	362	7
d. Grief and bereavement counselling												
	1%	1%	1%	1%	2%	4%	4%	6%	11%	9%	60%	1%
	3	4	6	5	9	22	20	32	57	47	324	7
e. Community education												
	1%	0%	1%	1%	2%	5%	6%	6%	14%	9%	54%	2%
	6	2	4	4	9	26	32	33	76	48	287	9



5. If you or a loved one were dying today, what would prevent Hospice use?

	0	1	2	3	4	5	6	7	8	9	10	blank
f. I want to die in my own home												
	14%	8%	4%	5%	4%	13%	7%	7%	10%	5%	16%	9%
	54	30	14	19	14	52	27	26	40	18	62	34
g. I want to die in my local community												
	5%	1%	1%	1%	1%	6%	4%	6%	11%	13%	47%	5%
	19	2	4	4	5	22	14	25	44	49	183	19
h. I worry about a new doctor not fully understanding me or my illness												
	8%	5%	5%	3%	2%	9%	7%	7%	12%	10%	26%	5%
	31	18	21	12	7	35	29	29	47	40	103	18
i. It would be too far or burdensome for family to travel to Calgary or Okotoks												
	4%	0%	1%	1%	2%	8%	3%	6%	11%	14%	47%	4%
	16	1	3	5	7	30	12	23	41	53	182	17

j. I'm not sure of hospice expenses

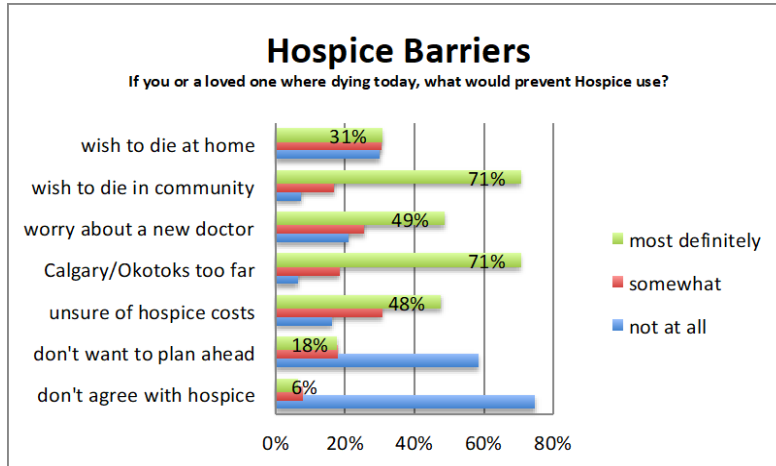
6%	4%	2%	4%	4%	15%	6%	6%	12%	8%	28%	5%
24	15	9	16	14	59	24	23	45	33	108	20

k. I don't agree with hospice care

50%	15%	6%	3%	2%	4%	1%	1%	1%	1%	4%	11%
196	60	23	13	6	17	3	5	5	3	17	42

l. I'd rather not plan ahead; my family or doctor can make that decision when the time comes

33%	12%	7%	7%	3%	7%	4%	4%	4%	4%	11%	6%
127	46	27	28	13	29	14	14	14	14	41	23

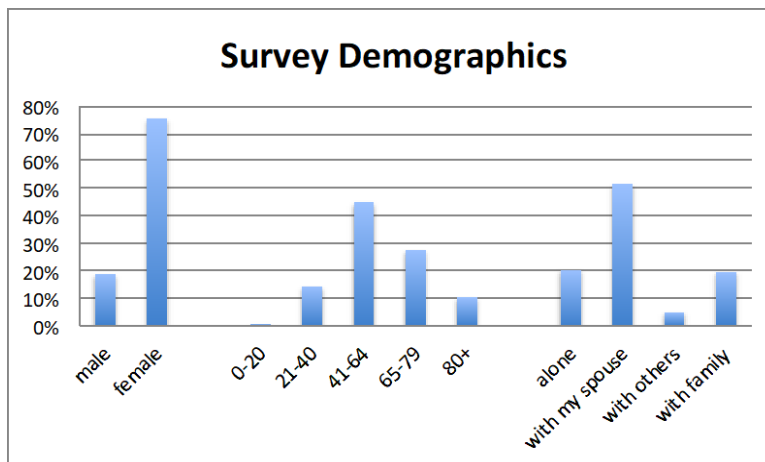


6. I am:

	m	f	blank	0-20	21-40	41-64	65-79	80+	blank
19%	75%	6%	1%	15%	45%	28%	10%	2%	
102	404	30	3	78	242	148	56	9	

7. I live:

	alone	with my spouse	with others	with family	blank
21%	52%	5%	20%	3%	
110	278	27	106	15	



8. I currently assist a family member with their care needs

yes	no	blank
23%	73%	5%
122	389	25

9. I anticipate in the future a family member will need my help with their health needs

yes	no	blank
68%	26%	6%
367	138	31

