



*A Tradition of Quality*  
SINCE 1997



**OLDHICKORYBUILDINGS.COM**

FACEBOOK.COM/OLDHICKORYBUILDINGS | INSTAGRAM.COM/OLDHICKORYBUILDINGS



# A TRADITION OF QUALITY

Using the old fashioned, country tradition of barn building, our factories use the same time-honored construction techniques and respect for quality handed down from generation to generation within the many Amish and Mennonite communities across North America.

With over 700 locations in North America, a huge variety of buildings and options to choose from, you're sure to get the building you need. Old Hickory Buildings has been supplying quality storage buildings for happy customers throughout North America since 1997.

The kind of quality, care and attention to detail that we put into each and every building is how we became leaders in our industry. For over 20 years, we have succeeded by providing our customers with dependable storage solutions and a quality buying experience.

**IT'S NOT JUST ANY OLD BUILDING...IT'S AN  
OLD HICKORY BUILDING**




[OLDHICKORYBUILDINGS.COM](http://OLDHICKORYBUILDINGS.COM)



# The Difference is in the Details.

Old Hickory prides itself on exceeding our customers' expectations. From the first interaction with one of our local independent dealers through delivery and installation, we'll work hard to earn your trust. The kind of quality, care and attention to details that we put into each and every one of our barns is how we became leaders in our industry.



Engineer Certified buildings are certified for Ground Snow Load and Wind Load as defined by local requirements (once customer supplied anchors are installed). A standard set of engineered plans are available upon request after purchase of a building. We employ a full-time engineer for quick turnaround for custom sites or builds. See page 22, visit our website or consult your local dealer for more details.

## 4x6" TREATED & NOTCHED SKIDS

Our 4in x 6in pressure treated skids are notched at 12in and 16in on center to ensure consistent floor joist spacing. Pressure treated skids resist rot. Recessing and toenailing the joists into the notched skids locks them into place and ensures the shed can be loaded, unloaded and moved repeatedly, without any warping.



## DIAMOND-PLATE DOOR THRESHOLD

The diamond-plate door threshold cap creates a solid step that can handle constant abuse from foot traffic and equipment wheels. It prevents wear and tear on the exposed edges of the floor decking at the entrance of the shed...ensuring years of use without cracking, splintering or delaminating.



## FAST & EASY DELIVERY

Our experienced delivery drivers provide a hassle-free, efficient delivery experience. There is no site preparation necessary as long as your site is no more than 3ft out of level, in any direction. Our free delivery and set up must be within 30 miles of the sales lot and includes leveling up to 3 feet with customer supplied concrete blocks and driver supplied pressure treated shims. Over 30 miles additional charges apply. Leveling blocks can be purchased from the driver, if needed. See page 21 for details.

## METAL OR SHINGLE ROOF (SAME PRICE)

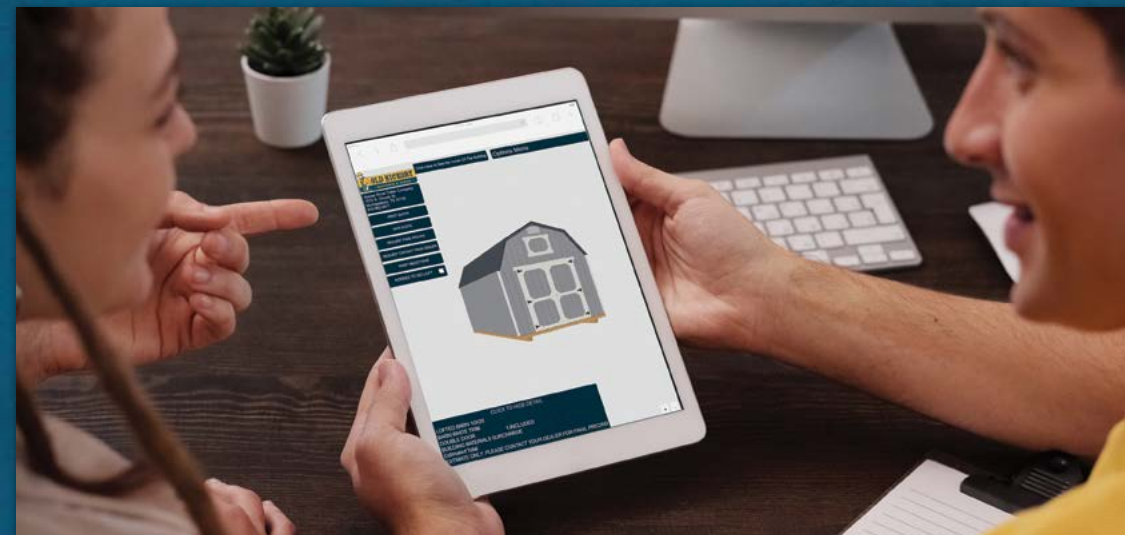
Give your shed & backyard landscape an upgraded look with our 29-gauge metal roof, available in a wide array of colors and backed by a 30-year limited warranty.

OR...match your home's roof for looks or for HOA compliance using our 30-year rated residential grade architectural shingles, available in the most commonly-used colors.



## USER FRIENDLY 3D SHED BUILDER

Our proprietary online 3D shed configurator is fully loaded with all of our design options and works smoothly on mobile devices and desktops. Because we built our own system, you can be sure the building you design is the building you'll get. Compared to the generic systems shared by other brands, we keep ours fully updated so that it shows the detail of exactly what is being designed, ordered and built.





# Select A Standard Building Style

Refer to the Standard Buildings table in the Price Guide to see available sizes.

Scan the QR code or visit [oldhickorybuildings.com/priceguide](http://oldhickorybuildings.com/priceguide) to view the Price Guide online.



## LOFTED BARN



With up to 8ft of loft included in the price, the Lofted Barn is ideal for customers needing to maximize their available storage space. The gambrel (barn-style) roof provides a traditional appearance and increases the total loft space. Add a package from pages 7-8 to your Lofted Barn to suit your specific needs.



10ft x 20ft Lofted Barn  
Black Metal Roof  
Gray Shadow Paint and Barn White Trim Paint on LP Smart Panel Siding  
Shown with extra options: two 10" x 29" windows in Double Barn Doors, one 2ft x 3ft Window & a Loft Window.

### KEY FEATURES

- Iconic barn-style roof
- 6ft 3in standard inside wall height
- Up to 8ft of loft included FREE. (No price credit for subtracting loft)
- 8ft wide buildings come with a single barn door
- 10ft and wider come with double barn doors (excluding packages)



FRAMING SPECS VARY BY LOCAL BUILDING REQUIREMENTS



MAHOGANY URETHANE & NAVAJO TRIM PAINT ON SMART PANEL SIDING

### SIDE LOFTED BARN



T1-11 PRESSURE TREATED SIDING  
Shown with extra options including two 2ft x 3ft windows.

## UTILITY SHEDS



The gable style roof of the Utility Shed provides the option for increased wall height, making it feel more spacious on the inside and leaving room on the walls for taller storage shelves, long garden tools, or ladders. Add a package from pages 7-8 to your Utility Shed to suit your specific needs.



10ft x 14ft Utility Shed  
Brown Metal Roof  
Navajo Paint and Barn White Trim Paint on LP Smart Panel Siding  
Shown with extra options: one 2ft x 3ft Window with Shutter Trim, two 10" x 29" windows in Double Barn Doors and 8ft Tall Walls

### KEY FEATURES

- 5/12 Pitch gable-style roof
- 6ft 3in standard inside wall height
- 7ft (81in inside) or 8ft (92in inside) available
- 8ft wide buildings come with a single barn door
- 10ft and wider come with double barn doors (excluding packages)

### SIDE UTILITY SHED



T1-11 PRESSURE TREATED SIDING  
Shown with extra options including two 2ft x 3ft windows.



MAHOGANY URETHANE & BARN WHITE TRIM PAINT ON SMART PANEL SIDING



FRAMING SPECS VARY BY LOCAL BUILDING REQUIREMENTS



# Pick An Add-On Package

Whether you're looking for simple home storage, a space for lawn equipment, or if you plan to transform your building into a hobby shop or a recreational space... we've got solutions.

Refer to the Add-On Packages in the Price Guide to see options and prices.

Scan the QR code or visit [oldhickorybuildings.com/priceguide](http://oldhickorybuildings.com/priceguide) to view the Price Guide online.



## PLAYHOUSE

The playhouse package is an easy add-on if you're looking to give your barn or shed some country style and a place to sit in the shade.

### Included:

- 9 lite window walk-in door
- 4ft porch (included in total building length)
- Two porch support posts
- Three 2ft x 3ft single-pane windows
- Utility style Playhouse has 8ft walls



BEIGE PAINT & BARN WHITE TRIM PAINT ON LP SMART PANEL SIDING

BROWN PAINT & BARN WHITE TRIM PAINT ON LP SMART PANEL SIDING



PINNACLE RED PAINT & BARN WHITE TRIM PAINT ON LP SMART PANEL SIDING

T1-11 PRESSURE TREATED SIDING

## DELUXE PLAYHOUSE

The Deluxe Playhouse is the ultimate package for creating an outdoor recreational space, DIY studio or home office.

### Included:

- 9 lite window walk-in door
- Bay style windows with wrap around porch (total length of building includes 4ft of porch)
- Porch railing in 3 sections (approx. 4ft each)
- Four porch support posts
- Five 2ft x 3ft single-pane windows
- Utility style Deluxe Playhouse has 8ft walls

Notes: Minimum size is 12ft x 24ft

## SIDE PORCH

With similar features, the Side Porch package is a great alternative to the Playhouse if you're planning to orient the building sideways.

### Included:

- 9 lite window walk-in door
- 4ft depth porch with railing on short side (porch included in total building length)
- One porch support post
- Two 2ft x 3ft single-pane windows
- Double Barn Doors
- Utility style Side Porch has 8ft walls



T1-11 PRESSURE TREATED SIDING

MAHOGANY URETHANE & BARN WHITE TRIM PAINT ON LP SMART PANEL SIDING



GAP GRAY PAINT, NAVAJO TRIM PAINT & DRIFTWOOD URETHANE ON SHUTTERS & DOORS ON LP SMART PANEL SIDING

## SHED DORMER

The Shed Dormer adds substantial daylight into your shed, making the inside feel larger and giving the outside a quaint appearance.

### Included:

- Comes standard with a 7/12 pitch roof
- Includes: Three 10in x 29in horizontal windows
- Treated buildings have 81in inside walls
- Painted/Urethane buildings have 82.5in inside walls

Notes: Only available on 8ft, 10ft & 12ft widths and only for inside wall heights listed above. More than one dormer can be added to a building if size permits.

Shed Dormer shown with extra options including two 2ft x 3ft windows with shutter trim and Double Barn Doors with windows.

## GARAGE

A rollup garage door can be the ideal add-on for easy-access storage. Recessed diamond plate door threshold helps prevent water from getting into the building during normal precipitation.

### Included:

- Garage Door (8ft or 9ft - see price guide)
- Solid walk-in house door
- One 2ft x 3ft single-pane window
- 12in on center floor joists for heavier loads
- Utility style Garage package has 8ft walls

Note: Some building widths require the purchase of additional skids. See price guide for details.



SCARLET RED PAINT & BARN WHITE TRIM PAINT ON LP SMART PANEL SIDING

T1-11 PRESSURE TREATED SIDING



BARN WHITE PAINT & GAP GRAY TRIM PAINT ON LP SMART PANEL SIDING

## GABLE DORMER

The Gable Dormer provides an architectural detail that transforms your storage space into an attractive landscape feature.

### Included:

- One 18in octagonal window
- Treated buildings have 92in inside walls
- Painted / Urethane buildings have 93.5in inside walls

Notes: More than one dormer can be added to a building if size permits.

Gable Dormer shown with extra options including two 3ft x 3ft windows with shutter trim, one 2ft x 3ft window with shutter trim and Double Barn Doors with windows.



# Or Choose A Specialty Building...

Refer to the Specialty Buildings table in the Price Guide to see available sizes.  
Not available with Add-on Packages from Pages 7-8.

Scan the QR code or visit  
[oldhickorybuildings.com/priceguide](http://oldhickorybuildings.com/priceguide)  
to view the Price Guide online.



## SINGLE SLOPE

With a lean-to roof style, the Single Slope can be placed with its back against a tree line or a property boundary as a way to integrate the structure in the landscape. The high front can include horizontal windows to let in natural light.

**ENGINEER**  
*certified*

10ft x 10ft Single Slope  
Black Metal Roof  
Gray Shadow Paint and  
Barn White Trim Paint on  
LP Smart Panel Siding  
Shown with extra options:  
two 10" x 29" windows in  
Double Barn Doors



## BARN NON-LOFTED

If you need just a little extra outdoor storage space for some gardening tools, some lawn equipment or other odds and ends, then the Non-lofted Barn might be the right choice. It's plenty tall enough for the average adult.

**ENGINEER**  
*certified*

10ft x 12ft Barn (Non-lofted)  
Hunter Green Metal Roof  
T1-11 Pressure Treated Siding



### KEY FEATURES

- Single slope roof style
- Rear Wall Height: 75in – 76.5in (depending on siding chosen)
- Front Wall Height: Minimum 100in (increases with shed width)
- Roof Pitch: 3/12



FRAMING SPECS VARY BY LOCAL BUILDING REQUIREMENTS



CHESTNUT BROWN URETHANE & NAVAJO TRIM PAINT ON SMART PANEL SIDING



GAP GRAY PAINT & BARN WHITE TRIM PAINT ON SMART PANEL SIDING

Shown with extra options including two 2ft x 3ft windows, three 10in x 35in windows and one house-style door with 9 lite window.



T1-11 PRESSURE TREATED SIDING



RUSTIC RED PAINT & BARN WHITE TRIM PAINT ON LP SMART PANEL SIDING



FRAMING SPECS VARY BY LOCAL BUILDING REQUIREMENTS

### KEY FEATURES

- Iconic barn appearance
  - 4ft side wall height
- 8ft wide buildings come with a single barn door
- 10ft and wider come with double barn doors



# Idea Gallery



**UTILITY SIDE PORCH PACKAGE / BURNISHED SLATE METAL ROOF**  
**GAP GRAY PAINT & BARN WHITE TRIM PAINT**  
**ON LP SMART PANEL SIDING**



**SHED DORMER PACKAGE / BUILD ON SITE**  
**BLACK SHINGLE ROOF / UNPAINTED LP SMART PANEL SIDING**  
 Shown with extra options including two 2ft x 3ft Windows with Shutter Trim,  
 Double & Single Barn Doors with Windows & 6in Front & Back Overhang.




**LOFTED PLAYHOUSE PACKAGE / BURNISHED SLATE METAL ROOF**  
**BARN WHITE PAINT ON LP SMART PANEL SIDING**  
 Shown with extra options including two 3ft x 3ft Windows.



**SHED DORMER PACKAGE / BURNISHED SLATE METAL ROOF**  
**MAHOGANY URETHANE & BROWN TRIM PAINT ON LP SMART PANEL SIDING**  
 Shown with extra options including two 2ft x 3ft Windows with Shutter Trim  
 & Double Barn Doors with Windows.



**UTILITY SHED / BLACK METAL ROOF**  
**BARN WHITE PAINT ON LP SMART PANEL SIDING**  
 Shown with extra options including two 2ft x 3ft Windows,  
 Double Barn Doors with Windows & 8ft tall walls.



**LOFTED GARAGE PACKAGE / BURNISHED SLATE METAL ROOF**  
**BEIGE PAINT & CLAY TRIM PAINT ON LP SMART PANEL SIDING**  
 Shown with extra options including Double Barn Doors with windows, 9 Lite House-style Door,  
 two 2ft x 3ft Windows with Shutter Trim & Loft Window with Shutter Trim.



**LOFTED BARN / CHARCOAL METAL ROOF**  
**BARN WHITE PAINT & BLACK TRIM PAINT ON LP SMART PANEL SIDING**  
 Shown with extra options including one extra Double Barn Door & one 3ft x 3ft Window.



**SIDE UTILITY SHED / BLACK METAL ROOF**  
**GAP GRAY PAINT & BARN WHITE TRIM PAINT ON LP SMART PANEL SIDING**  
 Shows customer supplied shutters.



**DELUXE LOFTED PLAYHOUSE PACKAGE**  
**RUSTIC RED METAL ROOF**  
**T1-11 PRESSURE TREATED SIDING**



**SIDE LOFTED BARN / BLACK METAL ROOF**  
**GRAY SHADOW PAINT & BARN WHITE TRIM PAINT ON LP SMART PANEL SIDING**  
 Shown with extra options including two 2ft x 3ft Windows.



**DELUXE LOFTED PLAYHOUSE PACKAGE**  
**RUSTIC RED METAL ROOF**  
**T1-11 PRESSURE TREATED SIDING**



# Animal Shelters & Metal Buildings

Refer to the Animal Shelters and Metal Buildings tables in the Price Guide to see available sizes.

Scan the QR code or visit [oldhickorybuildings.com/priceguide](http://oldhickorybuildings.com/priceguide) to view the Price Guide online.



## ANIMAL SHELTERS

Our Animal Shelters have a 4x6 pressure treated perimeter base to make it deliverable by our drivers yet resist rotting from ground moisture. It's possible to add stalls, separators and even a tack room depending on the size.

12ft x 28ft Animal Shelter with Tack Room  
Silver Metal Roof  
Clay Paint and Beige Trim Paint on LP Smart Panel Siding.  
Shown with extra options: one 10" x 29" window in Single 3ft Barn Door.



### KEY FEATURES

- 4in x 6in Pressure Treated perimeter base
- 1 1/4in Pressure Treated Kick Boards approximately 4ft high, spaced 1.5in apart
- Standard stall opening is 8ft wide
- One stall is standard per 12ft of length (10ft x 12ft = 1 stall, 10ft x 20ft = 1 stall, 10ft x 24ft = 2 stalls). Tack room is not included. Additional stalls (includes opening and divider) can be added for an additional cost (optional) See Price Guide
- Buildings will be set directly on ground with no blocking. Ground must be suitable for application prior to delivery

#### TACK ROOM

- Tack rooms require a minimum of 4ft added to the 12ft of length needed per stall (E.g. 1-stall plus a 4ft wide tack room requires a minimum of 16ft total length)
- Tack Room starts on an outside end wall. Additional cost to start on an inside divider wall. See Price Guide
- Pressure Treated or T&G flooring depending on area and availability
- OSB divider wall between tack room and stall
- 3ft Wooden Barn Door on all tack rooms
- Upgrade to 4ft Wooden Barn Door. See Price Guide



Interior Tack Room shown with extra options including 2ft x 3ft window and extra Single Barn Door



## HORIZONTAL METAL BUILDINGS

### LOFTED BARN & UTILITY SHED

HORIZONTAL Metal sheds are the most economical models we offer, designed for customers that need a simple and lower cost storage solution. Add-on options are limited and these buildings are not Engineer Certified, but can be for an additional charge. If you like the look of metal but need more options, our Engineer Certified buildings can be sided with VERTICAL METAL.

12ft x 20ft Metal Lofted Garage  
Alamo White Metal Siding and Black Metal Roof & Trim.



### KEY FEATURES

Available with items marked with a \* on the Price Guide "OPTIONS & ADD-ONS" section

#### METAL LOFTED BARN

- 6ft 7in standard inside wall height
- 36in on center studs and trusses
  - Up to 8ft of loft included
- No price credit for subtracting loft
- Choose up to 3 Standard or Special Order Metal colors on page 15 for the roof, siding & trim (all colors same price)

#### METAL UTILITY SHED

- 6ft 7in standard inside wall height
- 36in on center studs and trusses
- Choose up to 3 Standard or Special Order Metal colors on page 15 for the roof, siding & trim (all colors same price)

Shown with extra options including 3ft x 3ft window and workbench.



LIGHT STONE METAL SIDING WITH HUNTER GREEN METAL TRIM



Shown with extra options including 2ft x 3ft window and workbench.



RUSTIC RED METAL SIDING WITH ALAMO WHITE METAL TRIM



# Metal Colors

Same price for Standard Metal or Shingle Roof. See Price Guide for Special Order Metal.

## STANDARD METAL

RUSTIC RED	CHARCOAL	BLACK
BURNISHED SLATE	HUNTER GREEN	SILVER

## SPECIAL ORDER METAL

Adds one week to the lead-time and has a slight upcharge

BRILLIANT WHITE	ALAMO WHITE	ASH GRAY
LIGHT STONE	TAN	TAUPE
PEWTER GRAY	BROWN	BRITE RED
BURGUNDY	GALLERY BLUE	OCEAN BLUE

Metal color availability and color names vary by region. Please consult your dealer for options in your area.

## METAL ADVANTAGES

- 29 Gauge high quality metal
- **30 YEAR LIMITED WARRANTY** | All metal roofing and siding comes with a 30 year limited warranty against rust through
- Provides your building with an upscale architectural appearance
- Does not depend on foreign oil as a raw material
- Metal is 100% recyclable & virtually worry-free

## SHINGLE ADVANTAGES

- Residential grade architectural shingles
- 30 year limited warranty
- Match your home or existing building(s)

## SHINGLE ROOF

WEATHERED WOOD	DARK BROWN	BLACK	EVERGREEN
----------------	------------	-------	-----------

\*Actual colors may vary from those displayed in brochure. See dealer for actual color swatch. OHB is not responsible for colors not matching the brochure.

# Paint & Urethane Colors

One Standard Paint Color included in price. See Price Guide for Urethane or Custom Colors.

## STANDARD PAINT

BARN WHITE	NAVAJO	BEIGE
CLAY	BUCKSKIN	BROWN
GRAY SHADOW	GAP GRAY	BLACK
EVERGREEN	PINNACLE RED	SCARLET RED

Standard paints are Sherwin Williams® DuraCraft™. Custom colors must use Sherwin Williams® DuraCraft™ base.



SCARLET RED PAINT & BARN WHITE TRIM PAINT ON LP SMART PANEL SIDING



GAP GRAY PAINT & BARN WHITE TRIM PAINT ON LP SMART PANEL SIDING

## URETHANE STAIN COLORS

MAHOGANY	HONEY GOLD	CHESTNUT BROWN
DARK EBONY	DRIFTWOOD	



CHESTNUT BROWN URETHANE ON LP SMART PANEL SIDING



HONEY GOLD URETHANE ON LP SMART PANEL SIDING

\*Actual colors may vary from those displayed in brochure. See dealer for actual color swatch. OHB is not responsible for colors not matching the brochure.



# Siding Options



## 5/8" T1-11 PRESSURE TREATED

- 24in ON CENTER STUDS / 24in ON CENTER TRUSSES (66% thicker siding easily spans 24in on center stud spacing)
- Double studded at siding seams to resist treated wood's tendency to shrink, same number of studs as 16in on center
- All PRESSURE TREATED wood features a LIMITED LIFETIME WARRANTY against termites and fungal decay
- Tried and true PREMIUM grade REAL PLYWOOD SIDING
- 5/8in thick, 66% THICKER than many competing siding products
- Available Coatings: Water Sealer (only)



## 3/8" LP SMART PANEL

- 16in ON CENTER STUDS / 24in ON CENTER TRUSSES / DOUBLE TOP STUD PLATE
- SMARTGUARD TREATMENT makes this engineered wood product WATER RESISTANT
- SMARTGUARD ZINC BORATE TREATMENT provides fungal decay, termite and impact RESISTANCE
- Comes with a 50 YEAR LIMITED WARRANTY from the manufacturer
- Available Coatings: Paint & Urethane (only)



## VERTICAL METAL


Our vertical metal siding (and roofing) is made from high-grade 29 gauge steel and includes a 30 year limited warranty against rust-through. It provides a premium architectural appearance, is 100% recyclable and reflects solar heat better than other options

- 24in ON CENTER STUDS / 24in ON CENTER TRUSSES
- Choose up to 3 different colors at no additional charge: (1) Walls (2) Wall Trim (3) Roof & Roof Trim\*

\*roof trim must be same color as roof panels

- With a 3/16in thickness, BUBBLE WRAP is a radiant heat barrier with 95% reflectivity. See Siding Options in the Price Guide for this and other options.

- Available Color Options: Same as Metal Roofing (see pg 15)



BUBBLE WRAP INSULATION



# Flooring Options

YOU CHOOSE:

5/8" Treated Square Edge Flooring or  
5/8" T&G Flooring - Same Price

## 5/8" TREATED SQUARE EDGE

- 5/8in CDX Grade Square Edge, Pressure Treated Plywood
- Lifetime warranty against termites & fungal decay
- Choose this flooring if you want a lifetime warranty against termites & fungal decay and are not as concerned with small imperfections and knots in the appearance or seam gaps due to shrinkage from the pressure treating process

UPGRADE:

3/4in Pressure Treated Plywood (See Price Guide)



## 5/8" ENGINEERED TONGUE & GROOVE

- 5/8in Tongue and Groove, Engineered Panels
- Exceptional strength & stiffness for a flatter, more stable floor
- Free of knots and patches with a thermally fused face
- Advanced resins are moisture resistant
- Choose this if you want a seamless floor with a virtually flawless appearance

UPGRADE:

3/4in Tongue and Groove, Engineered Panels (See Price Guide)



Standard floor designed for 300 lbs. POINT LOAD spread evenly over an area no less than 5 inches by 5 inches. Additional options are available. See dealer/website for more heavy duty options.

# Floor Joist Options

- 16in on center pressure treated floor joists - standard
- 12in on center pressure treated floor joists - optional (standard on garages)
- 2x4 Pressure treated floor joists - standard
- 2x6 Pressure treated floor joists - optional (standard on 14ft wide and above)





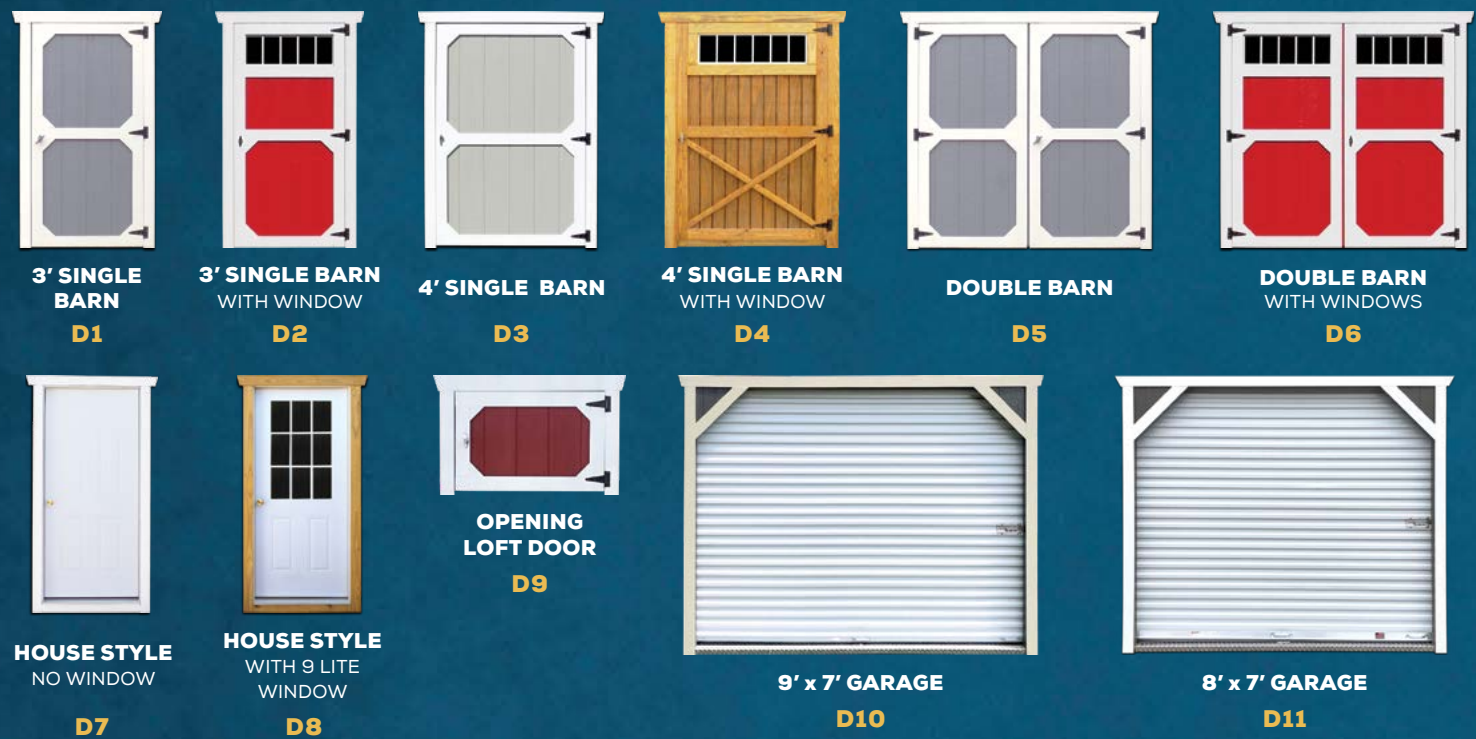
# Options & Add-Ons

See Options & Add-Ons Table in Price Guide

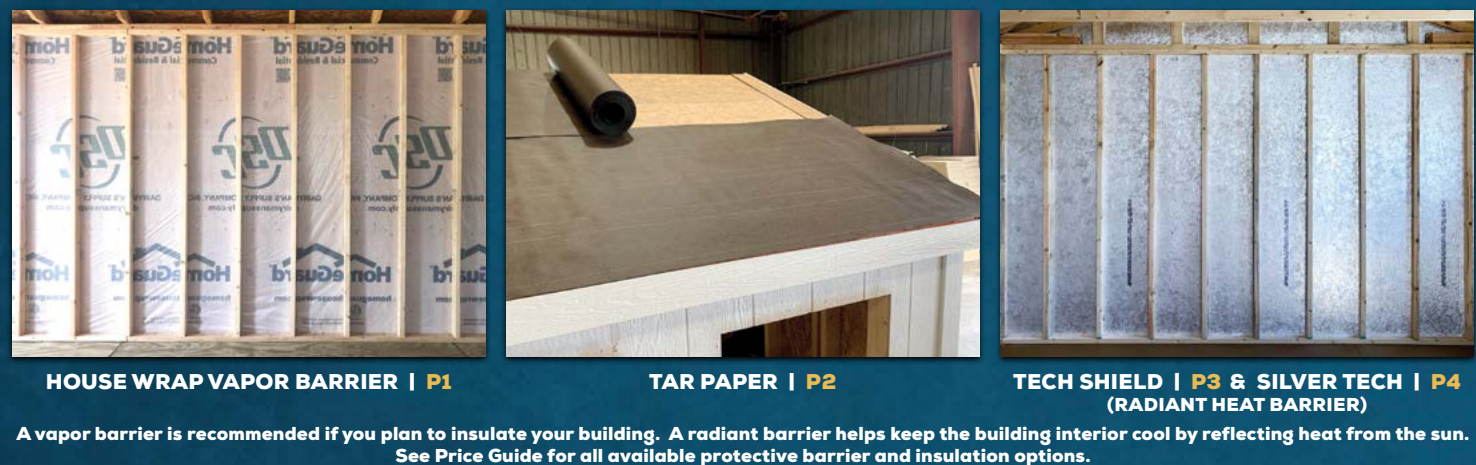
## WINDOWS



## DOORS



## PROTECTIVE BARRIERS



Scan the QR code or visit [oldhickorybuildings.com/priceguide](http://oldhickorybuildings.com/priceguide) to view the Price Guide online.

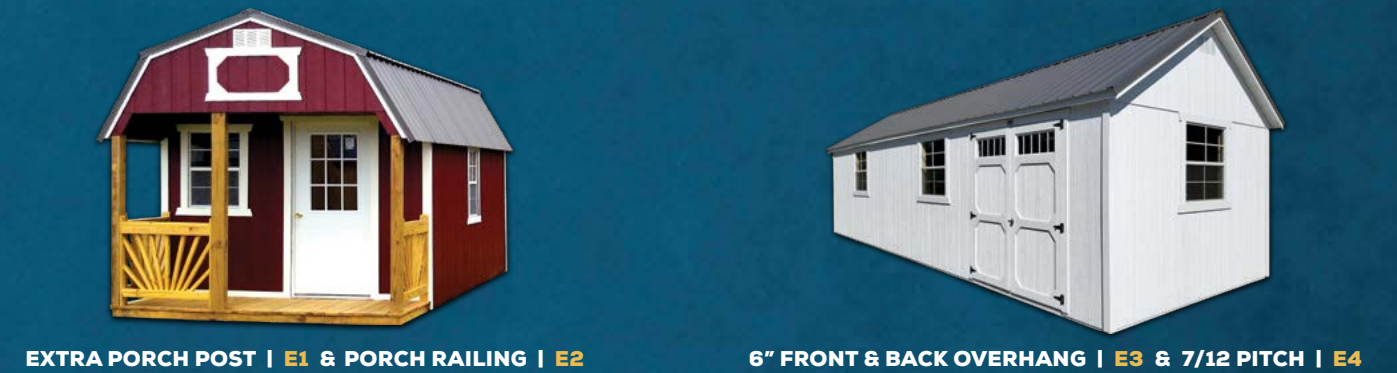
## UTILITY SHED WALL HEIGHT



## INTERIOR ADD-ONS



## EXTERIOR ADD-ONS



## FRAMING OPTIONS





# FREE DELIVERY & EASY SETUP WITHIN 30 MILES

We will provide you with a quick and efficient delivery experience.  
Delivery site must be accessible with a truck and trailer.



**NO SITE PREPARATION NECESSARY** if site is accessible with truck and trailer and site is **NO MORE THAN 3 FEET OUT OF LEVEL. FREE SETUP** includes leveling with customer supplied concrete blocks and driver supplied pressure treated shims. Drivers can supply concrete blocks for a small fee. See Price Guide for details. **FIRST 30 MILES FREE.** Over 30 miles subject to additional charge.


## PLEASE CONSULT YOUR LOCAL DEALER FOR THE MOST UP-TO-DATE DELIVERY LEAD TIMES

**NOTE:** Non-standard metal colors on any building will add to the lead time. Peak season and poor weather conditions can also add extra days on to delivery times. Lead times vary by location and non-standard colors are not available in all areas.

## BUILD ON SITE

**LEAD TIMES VARY BY LOCATION. NOT AVAILABLE IN ALL AREAS**

Old Hickory Buildings offers a build-on-site program for those situations where delivery is not an option or a customer wants a customized solution. See your dealer for more information. Old Hickory Buildings cannot paint, urethane or water seal on-site buildings. Paint/Urethane/Water Sealer not included in price.



Old Hickory Buildings, LLC and its associates are not responsible for permits, snow/wind load requirements, covenant searches, restrictions, setbacks, yard damage, or underground damage. In very rare cases, underground footers may be required by local building codes. Old Hickory Buildings does not offer digging or footer services and these are not included in free set up, however we can work with customer or contractor when required for an additional cost. Please contact your local Building Inspector and/or Homeowner's Association for information on requirements and restrictions. It is the customer's responsibility to decide if ground conditions are unsuitable for delivery. Old Hickory has the right to refuse any sale prior to the time when it is accepted and approved by Old Hickory's corporate office and the building is set up at customer's location.



Our low monthly rental rates are comparable to mini-warehousing rates. Our no strings attached plan allows you to have your own storage facility at your home or business, when and where you need it.

### NO STRINGS ATTACHED

The rental agreement is on a month to month basis, meaning you have the flexibility to turn in the building at any time for any reason. **SEE DEALER FOR DETAILS.**

### EARLY PAYOFF

Payoff anytime with no penalty. There is also a discount off the rental balance for those who pay off early. You will not own the building until you make all payments necessary to acquire ownership or you exercise the early payoff option.

### 90 DAYS SAME AS CASH

If you decide to pay off the building within 90 days, we'll waive the entire cost of lease services.



**ENGINEER**  
*certified*

**Engineer Certified buildings are certified for Ground Snow Load and Wind Load as defined by local requirements (once customer supplied anchors are installed). A standard set of engineered plans are available upon request after purchase of a building. We employ a full-time engineer for quick turnaround for custom sites or builds. Visit our website or consult your local dealer for more details.**

Price does not include anchors. Additional options are available – see dealer/website for more details. Extra charges apply for custom plans, calculations or elevations. Designed to meet IBC standards, not guaranteed for every local jurisdiction. Our buildings are classified as Minor Storage Facilities (Occupancy Category 1) and not intended for any other use. Economy style and Horizontal Metal Buildings are not certified as a standard. These can be built as certified for an additional charge.

## FIVE YEAR LIMITED WARRANTY

We offer you peace of mind – with a limited 5 year warranty backed by a company that has been in business since 1997, you can trust that Old Hickory will be there if you need them, and with our warranty written, there will be no surprises in the rare event of a claim. [www.oldhickorybuildings.com/five\\_year\\_warranty](http://www.oldhickorybuildings.com/five_year_warranty)

## LIMITED LIFETIME WARRANTY

Against termite damage and fungal decay on all pressure treated wood, including pressure treated skids, floor joists (on all models), optional pressure treated flooring and optional pressure treated 5/8in T1-11 siding. [www.oldhickorybuildings.com/lifetime\\_warranty](http://www.oldhickorybuildings.com/lifetime_warranty)

## 30 YEAR LIMITED WARRANTY ON METAL

All metal roofing and siding comes with a 30 year limited warranty against rust through.

## 50 YEAR MANUFACTURER'S WARRANTY

For LP Smart Panel Siding. Follow the link provided for more information: [www.lpcorp.com/media/1419/lp-smartside-warranty-english.pdf](http://www.lpcorp.com/media/1419/lp-smartside-warranty-english.pdf)







# BUILD — & — PRICE

VISIT [OLDHICKORYBUILDINGS.COM](http://OLDHICKORYBUILDINGS.COM)  
TO DESIGN & CUSTOMIZE  
YOUR OWN BUILDING

Our proprietary online 3D shed configurator is fully loaded with all of our design options and works smoothly on mobile devices and desktops. Because we built our own system, you can be sure the building you design is the building you'll get. Compared to the generic systems shared by other brands, we keep ours fully updated so that it shows the detail of exactly what is being designed, ordered and built.



12.15.21  
(OHB\_HSL-V001)

Old Hickory Buildings, LLC ©Copyright 2021 / All rights reserved.

Scan the QR code or visit  
[oldhickorybuildings.com/priceguide](http://oldhickorybuildings.com/priceguide)  
to view the Price Guide online.







## PRICE GUIDE



### Metal Colors

#### STANDARD METAL

Same price for Standard Metal or Shingle Roof.




RUSTIC RED	CHARCOAL	BLACK
BURNISHED SLATE	HUNTER GREEN	SILVER

#### SPECIAL ORDER METAL

Adds one week to the lead-time and has a slight upcharge.

BRILLIANT WHITE	ALAMO WHITE	ASH GRAY
LIGHT STONE	TAN	TAUPE
PEWTER GRAY	BROWN	BRITE RED
BURGUNDY	GALLERY BLUE	OCEAN BLUE

### Shingles



### Paint & Urethane Colors

#### STANDARD PAINT

One Standard Paint Color included in price.

BARN WHITE	NAVAJO	BEIGE
CLAY	BUCKSKIN	BROWN
GRAY SHADOW	GAP GRAY	BLACK
EVERGREEN	PINNACLE RED	SCARLET RED

#### URETHANE STAIN COLORS

MAHOGANY	HONEY GOLD	CHESTNUT BROWN
DARK EBONY	DRIFTWOOD	

Metal color availability and color names vary by region. Please consult your dealer for options in your area. Actual colors may vary from those displayed in brochure. See dealer for actual color swatch. OHB is not responsible for colors not matching the brochure.

**OLDHICKORYBUILDINGS.COM**

FACEBOOK.COM/OLDHICKORYBUILDINGS  
INSTAGRAM.COM/OLDHICKORYBUILDINGS

Scan the QR code or visit  
[oldhickorybuildings.com/brochure](https://oldhickorybuildings.com/brochure)  
to view & download our full brochure.







## LOFTED BARNs

WALL HEIGHT IS 6'3"  
TREATED OR PAINTED ONE COLOR

\* PRICE NOT APPLICABLE IN MN

SIZE	CASH PRICE*	RENT TO OWN (36 MO)	RENT TO OWN (48 MO)**
8x10	\$3,975	\$184 <sup>03</sup>	\$165 <sup>63</sup>
8x12	\$4,125	\$190 <sup>97</sup>	\$171 <sup>88</sup>
8x16	\$4,845	\$224 <sup>31</sup>	\$201 <sup>88</sup>
10x10	\$4,575	\$211 <sup>81</sup>	\$190 <sup>63</sup>
10x12	\$5,145	\$238 <sup>19</sup>	\$214 <sup>38</sup>
10x14	\$5,545	\$256 <sup>71</sup>	\$231 <sup>04</sup>
10x16	\$5,695	\$263 <sup>96</sup>	\$237 <sup>29</sup>
10x20	\$7,095	\$328 <sup>47</sup>	\$295 <sup>63</sup>
12x16	\$7,325	\$339 <sup>12</sup>	\$305 <sup>21</sup>
12x20	\$8,445	\$390 <sup>97</sup>	\$351 <sup>88</sup>
12x24	\$9,795	\$453 <sup>47</sup>	\$408 <sup>13</sup>
12x28	\$11,175	\$517 <sup>36</sup>	\$465 <sup>63</sup>
12x30	\$11,775	\$545 <sup>14</sup>	\$490 <sup>63</sup>
12x32	\$12,375	\$572 <sup>92</sup>	\$515 <sup>63</sup>
12x36	\$13,125	\$607 <sup>64</sup>	\$546 <sup>88</sup>
12x40	\$13,975	\$646 <sup>99</sup>	\$582 <sup>29</sup>
14x24	\$12,625	\$584 <sup>49</sup>	\$526 <sup>04</sup>
14x28	\$14,345	\$664 <sup>12</sup>	\$597 <sup>71</sup>
14x32	\$16,225	\$751 <sup>16</sup>	\$676 <sup>04</sup>
14x36	\$17,495	\$809 <sup>95</sup>	\$728 <sup>96</sup>
14x40	\$18,575	\$859 <sup>95</sup>	\$773 <sup>96</sup>
▶16x24	\$15,175	\$702 <sup>55</sup>	\$632 <sup>29</sup>
▶16x28	\$17,125	\$792 <sup>92</sup>	\$713 <sup>54</sup>
▶16x32	\$19,345	\$895 <sup>60</sup>	\$806 <sup>04</sup>
▶16x36	\$20,945	\$969 <sup>98</sup>	\$872 <sup>71</sup>
▶16x40	\$22,225	\$1,028 <sup>94</sup>	\$926 <sup>04</sup>

Up to 8ft of loft included in price. Additional charges apply if over 8ft. No discount for subtracting loft  
▶ 16ft wide buildings not available in all areas

# STANDARD BUILDINGS



## UTILITY SHEDs

PRICE IS FOR 6' 3" WALLS (7/8" AVAIL)  
TREATED OR PAINTED ONE COLOR

\* PRICE NOT APPLICABLE IN MN

SIZE	CASH PRICE*	RENT TO OWN (36 MO)	RENT TO OWN (48 MO)**
8x8	\$3,125	\$144 <sup>68</sup>	\$130 <sup>21</sup>
8x10	\$3,345	\$154 <sup>86</sup>	\$139 <sup>38</sup>
8x12	\$3,575	\$165 <sup>51</sup>	\$148 <sup>96</sup>
8x16	\$4,675	\$216 <sup>44</sup>	\$194 <sup>79</sup>
10x10	\$4,025	\$186 <sup>34</sup>	\$167 <sup>71</sup>
10x12	\$4,495	\$208 <sup>10</sup>	\$187 <sup>29</sup>
10x14	\$4,845	\$224 <sup>31</sup>	\$201 <sup>88</sup>
10x16	\$5,095	\$235 <sup>88</sup>	\$212 <sup>29</sup>
10x20	\$6,475	\$299 <sup>77</sup>	\$269 <sup>79</sup>
12x16	\$6,525	\$302 <sup>08</sup>	\$271 <sup>88</sup>
12x20	\$7,575	\$350 <sup>69</sup>	\$315 <sup>63</sup>
12x24	\$8,625	\$399 <sup>31</sup>	\$359 <sup>38</sup>
12x28	\$9,945	\$460 <sup>42</sup>	\$414 <sup>38</sup>
12x30	\$10,525	\$487 <sup>27</sup>	\$438 <sup>54</sup>
12x32	\$10,825	\$501 <sup>16</sup>	\$451 <sup>04</sup>
12x36	\$11,945	\$553 <sup>01</sup>	\$497 <sup>71</sup>
12x40	\$12,625	\$584 <sup>49</sup>	\$526 <sup>04</sup>
14x24	\$11,595	\$536 <sup>81</sup>	\$483 <sup>13</sup>
14x28	\$13,075	\$605 <sup>32</sup>	\$544 <sup>79</sup>
14x32	\$14,845	\$687 <sup>27</sup>	\$618 <sup>54</sup>
14x36	\$16,545	\$765 <sup>97</sup>	\$689 <sup>38</sup>
14x40	\$17,875	\$827 <sup>55</sup>	\$744 <sup>79</sup>
▶16x24	\$13,845	\$640 <sup>97</sup>	\$576 <sup>88</sup>
▶16x28	\$15,595	\$721 <sup>99</sup>	\$649 <sup>79</sup>
▶16x32	\$17,795	\$823 <sup>84</sup>	\$741 <sup>46</sup>
▶16x36	\$19,795	\$916 <sup>44</sup>	\$824 <sup>79</sup>
▶16x40	\$21,425	\$991 <sup>90</sup>	\$892 <sup>71</sup>

▶ 16ft wide buildings not available in all areas.

Choose a  
Standard  
Building  
Style & Size

Then choose  
an add-on  
package below  
Your package price is added  
to the standard building price

## ADD-ON PACKAGES



## PLAYHOUSE

Includes HOUSE-STYLE DOOR WITH 9 LITE WINDOW, 4' PORCH\*, two PORCH POSTS, and three 2' x 3' SINGLE PANE WINDOWS. The Utility Style Playhouse package will include 8' WALLS. Package price does not include wooden barn doors. \*Total length of building includes 4' PORCH.

\* PRICE NOT APPLICABLE IN MN

**\$965**

Adds \$44.68 to 36 month rent  
Adds \$40.21 to 48 month rent\*\*

Building must include a porch to get package price.



## DELUXE PLAYHOUSE

Includes HOUSE-STYLE DOOR WITH 9 LITE WINDOW, PORCH, PORCH RAILING (Included porch railing is 3 sections that are approx. 4' each.), four PORCH POSTS, and five 2' x 3' SINGLE PANE WINDOWS. The Utility Style Deluxe Playhouse Package will also include 8' WALLS. Minimum size is 12' x 24'. Package price does not include wooden barn doors. \*Total length of building includes 4' PORCH.

\* PRICE NOT APPLICABLE IN MN

**\$1,765**

Adds \$81.71 to 36 month rent  
Adds \$73.54 to 48 month rent\*\*

Building must include a porch to get package price.



## GARAGE

Includes GARAGE DOOR, HOUSE-STYLE DOOR WITH NO WINDOW, one 2' x 3' SINGLE PANE WINDOW and 12" ON CENTER FLOOR JOISTS. The Utility Style Garage Package will also include 8' WALLS. Package price does not include wooden barn doors. Occupancy class not intended for use as a 'Private Garage' as defined by IBC.

\* PRICE NOT APPLICABLE IN MN

**8' GARAGE DOOR**

**\$1,085**

Adds \$50.23 to 36 month rent  
Adds \$45.21 to 48 month rent\*\*

**9' GARAGE DOOR**

**\$1,095**

Adds \$50.69 to 36 month rent  
Adds \$45.63 to 48 month rent\*\*

Building must include a garage door and house-style door with no window to qualify for package price.



## SIDE PORCH

Includes HOUSE-STYLE DOOR WITH 9 LITE WINDOW, PORCH, PORCH RAILING (included porch railing is approx. 4'), one PORCH POST, two 2' x 3' SINGLE PANE WINDOWS and DOUBLE WOODEN BARN DOORS. The Utility Style Side Porch package will also include 8' WALLS. \*Total building width and length includes porch dimensions.

\* PRICE NOT APPLICABLE IN MN

**\$1,095**

Adds \$50.69 to 36 month rent  
Adds \$45.63 to 48 month rent\*\*

Building must include a porch to get package price.



## SHED DORMER

Available only on Utility Sheds

Includes a 7/12 PITCH ROOF (normally 5/12), three 10" x 29" WINDOWS in dormer. Only available on 8', 10' & 12' wide buildings. Inside wall heights are 81" for T1-11 siding and 82.5" for painted LP Smart Panel. More than one dormer can be added to building if size permits. Add \$1,235 for each additional dormer.

\* PRICE NOT APPLICABLE IN MN

**\$1,235**

Adds \$57.18 to 36 month rent  
Adds \$51.46 to 48 month rent\*\*



## GABLE DORMER

Available only on Utility Sheds

Includes one 18" OCTAGONAL WINDOW. More than one dormer can be added to building if size permits. Add \$1,235 for each additional dormer.

\* PRICE NOT APPLICABLE IN MN

**\$1,235**

Adds \$57.18 to 36 month rent  
Adds \$51.46 to 48 month rent\*\*



Engineer Certified buildings are certified for 60 psf Ground Snow Load & 105 mph winds (wind rating requires customer supplied anchors).





# SPECIALTY BUILDINGS



## BARNs

WALL HEIGHT IS 4'  
TREATED OR PAINTED ONE COLOR

\* PRICE NOT APPLICABLE IN MN

SIZE	CASH PRICE*	RENT TO OWN (36 MO)	RENT TO OWN (48 MO)**
8x8	\$2,945	\$136 <sup>34</sup>	\$122 <sup>71</sup>
8x10	\$3,125	\$144 <sup>68</sup>	\$130 <sup>21</sup>
8x12	\$3,295	\$152 <sup>55</sup>	\$137 <sup>29</sup>
8x16	\$4,175	\$193 <sup>29</sup>	\$173 <sup>96</sup>
10x10	\$3,775	\$174 <sup>77</sup>	\$157 <sup>29</sup>
10x12	\$3,975	\$184 <sup>03</sup>	\$165 <sup>63</sup>
10x14	\$4,575	\$211 <sup>81</sup>	\$190 <sup>63</sup>
10x16	\$4,725	\$218 <sup>75</sup>	\$196 <sup>88</sup>
10x20	\$5,775	\$267 <sup>36</sup>	\$240 <sup>63</sup>
12x16	\$6,195	\$286 <sup>81</sup>	\$258 <sup>13</sup>

## FLOORING OPTIONS

YOU CHOOSE:

5/8" TREATED SQUARE EDGE FLOORING OR  
5/8" T&G FLOORING - SAME PRICE



5/8" TREATED  
SQUARE EDGE



5/8" ENGINEERED  
TONGUE & GROOVE

UPGRADE: 3/4" FLOORING (SEE OPTIONS TABLE FOR PRICING)



## ANIMAL SHELTERS

WALL HEIGHT IS 8'  
TREATED OR PAINTED ONE COLOR



### ANIMAL SHELTER FEATURES

- Comes standard with 8ft tall walls.
- Standard one stall per 20 feet of length or less (not counting tack room), unless specifically ordered differently.
- Additional stalls (includes opening and divider) can be added for \$485 per stall (optional).

### TACK ROOM

- \$130/foot of length (minimum of 4ft). (Tack Room starts on an outside end wall. Add \$485 to start on an inside divider wall.)
- 3ft Wooden Barn door on all tack rooms. Upgrade to 4ft Wooden Barn door for \$30 (where applicable).

Buildings will be set directly on ground with no blocking. Ground must be suitable for application prior to delivery.

### ANIMAL SHELTER SECURITY DEPOSITS

- \$200:** 8ft & 10ft wide buildings
- \$400:** 12ft wide buildings
- \$1,000:** 14ft wide buildings
- \$2,000:** 16ft wide buildings



## SINGLE SLOPE

FRONT HEIGHT INCREASES WITH WIDTH  
TREATED OR PAINTED ONE COLOR

\* PRICENOTAPPLICABLEINMN

SIZE	CASH PRICE*	RENT TO OWN (36 MO)	RENT TO OWN (48 MO)**
8x12	\$3,750	\$173 <sup>61</sup>	\$156 <sup>25</sup>
8x16	\$4,850	\$224 <sup>54</sup>	\$202 <sup>08</sup>
10x10	\$4,200	\$194 <sup>44</sup>	\$175 <sup>00</sup>
10x12	\$4,670	\$216 <sup>20</sup>	\$194 <sup>58</sup>
10x14	\$5,020	\$232 <sup>41</sup>	\$209 <sup>17</sup>
10x16	\$5,270	\$243 <sup>98</sup>	\$219 <sup>58</sup>
10x20	\$6,650	\$307 <sup>87</sup>	\$277 <sup>08</sup>
12x16	\$6,700	\$310 <sup>19</sup>	\$279 <sup>17</sup>
12x20	\$7,750	\$358 <sup>80</sup>	\$322 <sup>92</sup>
12x24	\$8,800	\$407 <sup>41</sup>	\$366 <sup>67</sup>
12x28	\$10,120	\$468 <sup>52</sup>	\$421 <sup>67</sup>
12x30	\$10,700	\$495 <sup>37</sup>	\$445 <sup>83</sup>
12x32	\$11,000	\$509 <sup>26</sup>	\$458 <sup>33</sup>
12x36	\$12,120	\$561 <sup>11</sup>	\$505 <sup>00</sup>
12x40	\$12,800	\$592 <sup>59</sup>	\$533 <sup>33</sup>
14x24	\$11,770	\$544 <sup>91</sup>	\$490 <sup>42</sup>
14x28	\$13,250	\$613 <sup>43</sup>	\$552 <sup>08</sup>
14x32	\$15,020	\$695 <sup>37</sup>	\$625 <sup>83</sup>
14x36	\$16,720	\$774 <sup>07</sup>	\$696 <sup>67</sup>
14x40	\$18,050	\$835 <sup>65</sup>	\$752 <sup>08</sup>

# METAL BUILDINGS

## METAL UTILITY SHEDS

WALL HEIGHT IS 6' 7"



\* PRICE NOT APPLICABLE IN MN

SIZE	CASH PRICE*	RENT TO OWN (36 MO)	RENT TO OWN (48 MO)**
10x10	\$3,625	\$167 <sup>82</sup>	\$151 <sup>04</sup>
10x12	\$4,075	\$188 <sup>66</sup>	\$169 <sup>79</sup>
10x16	\$4,725	\$218 <sup>75</sup>	\$196 <sup>88</sup>
10x20	\$5,345	\$247 <sup>45</sup>	\$222 <sup>71</sup>
12x16	\$5,825	\$269 <sup>68</sup>	\$242 <sup>71</sup>
12x20	\$6,375	\$295 <sup>14</sup>	\$265 <sup>63</sup>
12x24	\$7,325	\$339 <sup>12</sup>	\$305 <sup>21</sup>
12x28	\$8,225	\$380 <sup>79</sup>	\$342 <sup>71</sup>
12x32	\$9,175	\$424 <sup>77</sup>	\$382 <sup>29</sup>

CERTIFIED MODELS: Additional 5%

## METAL LOFTED BARNs

WALL HEIGHT IS 6' 7"



\* PRICE NOT APPLICABLE IN MN

SIZE	CASH PRICE*	RENT TO OWN (36 MO)	RENT TO OWN (48 MO)**
8x10	\$3,845	\$178 <sup>01</sup>	\$160 <sup>21</sup>
8x12	\$4,075	\$188 <sup>66</sup>	\$169 <sup>79</sup>
8x16	\$4,575	\$211 <sup>81</sup>	\$190 <sup>63</sup>
10x10	\$4,725	\$218 <sup>75</sup>	\$196 <sup>88</sup>
10x12	\$4,945	\$228 <sup>94</sup>	\$206 <sup>04</sup>
10x16	\$5,825	\$269 <sup>68</sup>	\$242 <sup>71</sup>
10x20	\$6,375	\$295 <sup>14</sup>	\$265 <sup>63</sup>
12x16	\$6,975	\$322 <sup>92</sup>	\$290 <sup>63</sup>
12x20	\$7,795	\$360 <sup>88</sup>	\$324 <sup>79</sup>
12x24	\$8,645	\$400 <sup>23</sup>	\$360 <sup>21</sup>
12x28	\$9,545	\$441 <sup>90</sup>	\$397 <sup>71</sup>
12x32	\$10,445	\$483 <sup>56</sup>	\$435 <sup>21</sup>

CERTIFIED MODELS: Additional 5%

## SIDING OPTIONS

T1-11 PRESSURE  
TREATED



NO ADDITIONAL CHARGE

LP SMART  
PANEL



NO ADDITIONAL CHARGE

VERTICAL  
METAL



Vertical metal siding & roofing mounted on girts & purlins

NO ADDITIONAL CHARGE

Vertical metal siding & roofing mounted on OSB sheathing

5% ADDITIONAL CHARGE

Bubble wrap insulation under metal roofing

3% ADDITIONAL CHARGE

Bubble wrap insulation under metal siding

5% ADDITIONAL CHARGE

CHOOSE UP TO 3 DIFFERENT METAL  
COLORS AT NO ADDITIONAL CHARGE

(1) Walls (2) Wall Trim (3) Roof & Roof Trim\*

\*roof trim must be same color as roof panels



# OPTIONS & ADD-ONS

## WINDOW OPTIONS

(\*AVAILABLE ON METAL BUILDINGS) / \* PRICE NOT APPLICABLE IN MN

W1	18" OCTAGONAL WINDOW	\$105
W2	24"x27" LOFT WINDOW (IN LOFT ONLY; DOES NOT FIT ABOVE GARAGES)	\$105
W3S	* 2'x3' SINGLE PANE WINDOW	\$105
W3D	* 2'x3' DOUBLE PANE WINDOW	\$240
W4S	* 3'x3' SINGLE PANE WINDOW	\$120
W4D	* 3'x3' DOUBLE PANE WINDOW	\$310
W5	SHUTTER TRIM	\$60 PER WINDOW
W6	10"x35" WINDOW (FITS 4' SINGLE BARN DOOR)	\$120
W7	10"x29" WINDOW (FITS DOUBLE BARN DOOR)	\$100

## DOOR OPTIONS

(\*AVAILABLE ON METAL BUILDINGS) / \* PRICE NOT APPLICABLE IN MN

D1	* SINGLE 3' BARN DOOR (MATCHING BUILDING MATERIALS)	\$80
D2	SINGLE 3' WOODEN BARN DOOR WITH WINDOW	\$180
D3	* SINGLE 4' BARN DOOR (MATCHING BUILDING MATERIALS)	\$110
D4	SINGLE 4' WOODEN BARN DOOR WITH WINDOW	\$230
D5	* DOUBLE BARN DOORS (MATCHING BUILDING MATERIALS)	\$165
D6	DOUBLE WOODEN BARN DOORS WITH WINDOWS	\$360
D7	HOUSE - STYLE DOOR, NO WINDOW (OPENS IN & TO THE RIGHT ONLY)	\$360
D8	HOUSE - STYLE DOOR, 9 LITE WINDOW (OPENS IN & TO THE RIGHT ONLY)	\$440
D9	OPENING LOFT DOOR (LOFTED BARNS ONLY)	\$60
D10	* 9'x7' GARAGE DOOR (WALL MUST BE AT LEAST 12' WIDE x 8' TALL) (12" ON CENTER FLOOR JOISTS INCLUDED)	\$820
D11	* 8'x7' GARAGE DOOR (WALL MUST BE AT LEAST 10' WIDE x 8' TALL) (12" ON CENTER FLOOR JOISTS INCLUDED)	\$805

## FLOORING OPTIONS

(\*AVAILABLE ON METAL BUILDINGS) / \* PRICE NOT APPLICABLE IN MN

* ADDITIONAL SKIDS (EACH)	\$5/ft
* 3/4" FLOORING (PRICED PER SQUARE FOOT)	\$0.60/sq ft
* 2x6 FLOOR JOISTS (STANDARD ON 14' & 16' WIDE BUILDINGS)	\$0.40/sq ft
* 12" ON CENTER FLOOR JOISTS (STANDARD ON GARAGES)	\$0.40/sq ft

## PAINT & URETHANE OPTIONS

PAINT (ONE STANDARD COLOR)	FREE
PAINTED BUILDING TRIM (SECOND COLOR / PAINT ONLY)	\$70
EACH ADDITIONAL COLOR (INCLUDES DOORS - PAINT OR URETHANE   TRIM ON DOORS & SHUTTERS - PAINT ONLY)	\$70
UPGRADE TO URETHANE OR CUSTOM PAINT COLOR (8' & 10' WIDE BUILDINGS)	ADD \$140
UPGRADE TO URETHANE OR CUSTOM PAINT COLOR (12', 14' & 16' WIDE BUILDINGS)	ADD \$275

## OTHER OPTIONS

(\*AVAILABLE ON METAL BUILDINGS) / \* PRICE NOT APPLICABLE IN MN

P1	HOUSE WRAP VAPOR BARRIER (ON WALLS ONLY)	\$1.75/sq ft
P2	TAR PAPER (UNDER ROOFING ONLY, RECOMMENDED FOR SHINGLE ROOFS)	\$1.75/sq ft
P3	TECH SHIELD RADIANT BARRIER	ON ROOF: +2% ADDITIONAL CHARGE
P4	SILVER TECH RADIANT BARRIER (SMART PANEL ONLY)	ON WALLS: +3% ADDITIONAL CHARGE
H1	7' TALL WALLS (81" INSIDE) (UTILITIES)	\$175
H2	8' TALL WALLS (92" INSIDE) (UTILITIES)	\$175
I1	* WORKBENCH (PRICED PER FOOT OF WIDTH)	\$17/ft
I2	* SHELVES (3 TIER) (PRICED PER FOOT OF WIDTH)	\$17/ft
I3	* LOFT (PRICED PER FOOT OF DEPTH)	\$28/ft
E1	EXTRA PORCH POST	\$50/each
E2	PORCH RAILING	\$17/ft
E3	6" FRONT & BACK ROOF OVERHANG (GABLE END WALLS)	\$275
E4	7/12 PITCH (6' & 7' WALLS ONLY) (UTILITY ONLY) (8', 10' & 12' WIDE ONLY)	\$275
F1	16" ON CENTER TRUSSES (PAINTED ONLY)	\$0.40/sq ft
F2	16" ON CENTER STUDS AND TRUSSES (TREATED ONLY)	\$1.00/sq ft
	SPECIAL ORDER METAL ROOF COLOR (EXCLUDING METAL BUILDINGS)	\$60

# RENT TO OWN

## SECURITY DEPOSITS\*

\$100:	8ft & 10ft wide buildings
\$200:	12ft wide buildings
\$1,000:	14ft wide buildings
\$1,500:	16ft wide buildings

\*Excludes Animal Shelters & Build On Site.

# DELIVERY & SETUP

- Free delivery and easy setup within 30 miles.
- Please consult your local dealer for the most up-to-date delivery lead times.
- No site preparation necessary if site is no more than 3 feet out of level.
- Customer has the responsibility to decide if ground conditions are unsuitable for delivery. We are not responsible for yard damage.
- Site must be accessible by truck and trailer.

Drivers can supply blocks for \$3.00 each. Free Delivery covers one trip up to 30 miles one way. Trips over 30 miles are subject to a \$2/mile (8ft, 9ft & 10ft wide) or \$3.50/mile (12ft & 14ft wide) or \$4.50/mile (16ft wide) charge one way. Free setup includes leveling the building, starting with one corner at ground level and raising it up to a maximum of 3 feet. If leveling requires 1 foot or less, pressure treated wood may be used. Otherwise, customer may supply concrete blocks which are placed on top of the ground, or we can supply concrete blocks for \$3.00 each.

In very rare cases, underground footers may be required by local building codes. Old Hickory Buildings does not offer digging or footer services and these are not included in free set up, however we can work with customer or contractor when required for an additional cost.

Please contact your local Building Inspector and/or Homeowner's Association for information on requirements and restrictions. The customer will be responsible for the mileage charge as well as the cost of any additional trips.

# BUILD ON SITE

**Build on site requires additional fees paid to the builder. See local dealer for details.**



- \*Prices shown include 3% discount offered for purchases made with cash or check. Credit card purchases are not eligible for the discounted price and will be priced 3% higher.
- One color paint/water sealer included in above price. Urethane and additional colors are extra (excluding Build On Site).
- 12ft wide and over buildings are measured across the eaves due to DOT regulations (all others are measured from outside corners).
- \*\*Not available at all locations. See dealer for details.
- All 8ft wide buildings come with a single door (excluding packages).
- All 10ft, 12ft, 14ft & 16ft wide buildings come with double doors (excluding packages).
- Available RTO terms may change by location. See your local dealer for details.
- Add package price to Lofted or Utility Style Buildings only. For package deals, some options may be removed but no credit given on price.

Old Hickory Buildings, LLC and its associates are not responsible for permits, snow/wind load requirements, covenant searches, restrictions, setbacks, yard damage, or underground damage. In very rare cases, underground footers may be required by local building codes. Old Hickory Buildings does not offer digging or footer services and these are not included in free set up, however we can work with customer or contractor when required for an additional cost. Please contact your local Building Inspector and/or Homeowner's Association for information on requirements and restrictions. It is the customer's responsibility to decide if ground conditions are unsuitable for delivery. Old Hickory has the right to refuse any sale prior to the time when it is accepted and approved by Old Hickory's corporate office and the building is set up at customer's location.

**ALL PRICES SUBJECT TO CHANGE.**

2.22.22 (OHB\_PG\_MW-5695) Old Hickory Buildings, LLC ©Copyright 2022 | All rights reserved.

**MW**  
v004