




SS DYE-namic

Decorative concrete acetone based color dye system suitable for interior as well as exterior application. Available in 20 great colors.



Raw Sienna



Black



Chestnut




Chocolate Brown




Glacier



Forest Green




Burnt Sienna



Egg Plant




Dixie Red




Sand



Turquoise



Saddle Brown




Terra Cotta




Gold




Midnight Black



Slate Blue




Green



Mahogany



Caramel



Walnut

The color samples above are representations only of the actual dye samples. Due to variation in concrete composition, age, surface conditions, surface preparation, and application techniques the exact color may vary. Testing is highly recommended, prior to use.



121 NE 40th St
Oklahoma City, OK 73105
Local: 405-525-2426
Toll Free: 888-848-0059



DESCRIPTION: SS DYE-namic is the first dye product capable of exterior use and interior use. The product is composed of finely ground color particles in solution. SS DYE-namic is designed to penetrate open concrete surfaces including polished concrete. Twenty SS DYE-namic colors may be used alone, combined or applied over another color to create monochromatic, multi shaded, multicolored, variegated and unique designs that will not chip, crack or peel and installs in one third the time as reactive acid stains or water based stains.

SS DYE-namic may also be combined with the One Day Floor coating to provide greater stain and abrasion resistance in a minimum thickness and with a significant faster return to service advantage.

PREPARATION: It is important that the concrete surface have at least a profile of CSP 1 as designated by the International Concrete Repair Institute. The surface needs to be dry and free of any contaminants such as dirt, paint, oil, wax, sealers. It is recommended to test the application system and method, the suitability, the coverage rate and the aesthetic appeal for acceptability before doing the project. Whenever possible test on the actual project surface first.

MIXING: Add the SS DYE-namic solution to a quart, gallon or five gallons of acetone and stir thoroughly for three to five minutes. Do not use any form of electrical equipment to mix the dye with the acetone. Follow the acetone manufacturer's safety instructions.

If a mottled effect is desired, add the recommended amount of SS Dye Penetration and Mottling Agent at any time prior to application, per instructions. SS Dye Penetration and Mottling Agent is not recommended for porous concrete surfaces without priming first. Do not use any form of electrical equipment to mix the dye with the acetone. It is recommended to follow the manufacturer of the acetone's instructions and the material safety data sheet (MSDS) for exposure limitations and safe handling practices.

APPLICATION: Apply SS DYE-namic using an acetone sprayer with #6 or #8 tips, keeping the tip approximately 24 inches from the surface. Apply in a uniform circular motion, not allowing the dye to puddle. The concrete surface should appear wet for just a few seconds when applied properly. Dab up any puddle or excess SS DYE-namic with a clean rag to allow the surface to dry evenly. Allow SS DYE-namic to dry for approximately 5-10 minutes. When using SS DYE-namic in conjunction with polishing, apply the dye after polishing with a 400 grit resin pad. If needed, a second application of SS DYE-namic may be applied prior to the final cycle.

CLEANING: If the SS DYE-namic leaves a residual pigmented powder on the surface use a buffer/burnisher with a white pad to remove the loose dye. DO NOT USE WATER. Vacuum or dust mop any loose dye prior to sealing application. Neglecting to clean residual dye could affect performance by acting as a bond breaker between the surface and any sealer/coating application.

SEALING: Seal SS DYE-namic using a low viscosity, sprayable sealer. Use appropriate sprayer and tip per individual sealer instructions. Two coats are recommended for superior protection. It is not recommended to roll-on sealer over SS DYE-namic, as it may reactivate the dye resulting in streaking. SS 2500 Supreme, SS Supreme 2500 Gloss are recommended as well as the One Day Floors polyaspartic.

WAXING: Allow sealer/coating to dry and completely cure for 3-4 days. Apply wax per manufacturer's specifications. SS Cherry Wax or Cherry Wax Plus are the recommended finishes.

CLEAN UP: Use Xylene. Dispose of containers in accordance with local and federal regulations.

PRODUCT REMOVAL: SS DYE-namics is a concrete dye and cannot be chemically stripped. A commercial sand blaster, floor sander, diamond grinder, or another similar mechanical machine is necessary.

COVERAGE RATE:

5 Gallon: Approximately 2,000-3,000 square feet.

1 Gallon: Approximately 400-600 square feet.

1 Quart: Approximately 100-150 square feet.

*Coverage rates above reflect approximate coverage of finished product (per gallon) applied per instructions. Coverage rates will vary significantly and will be determined upon the surface porosity of the concrete as well as the application style.

TECHNICAL INFORMATION:

Solids<10%

Drying Time.....approx. 5 minutes

Application Temp 40°F - 85°F

Wet Appearance colored liquid

Dry Appearance colored powder

VOC Content..... <100 g/l

Blush Resistancen/a

Solvent Resistancen/a

***Please note that low air and/or concrete temperatures and/or relative humidity may extend drying times. Follow recommended coverage rates for best results.

SPECIFICATIONS /COMPLIANCES: SS DYE-namics is VOC and OTC compliant in all areas of the United States and many foreign nations.

SHELF LIFE: SS DYE-namics has a shelf life of one-two years in it's original, sealed, unopened container.

PRECAUTIONS AND LIMITATIONS:

- SS DYE-namics will not freeze in storage, however, storage in areas between 50°F and 85°F is recommended.
- All HVAC ventilation ducts should be somehow blocked prior to application so solvent fumes are not distributed.
- SS DYE-namics is extremely flammable (finished product). Do not smoke.
- It is not recommended to apply SS DYE-namics over carpet, tile, and other types of floor adhesives.
- Coverage rates depend upon many conditions including application method, surface porosity, applicator, etc.
- SS DYE-namics should only be used at the recommended dilution rate (never straight).
- SS DYE-namics should only be sprayed. Refer to instructions above prior to use.
- It is recommended to seal over SS DYE-namics with UV resistant coatings only.
- SS DYE-namics may be mixed to form various colors. Note, we cannot be held responsible for color outcome.
- SS DYE-namics is a permanent application. Please test prior to use.

SPECIAL NOTES: Please consult Material Safety Data Sheet (MSDS) and read Warranty information prior to use. This information can be requested by contacting customer service at 888-848-0059.

September 2009