



FRIENDS OF THE LATIMER QUILT AND TEXTILE CENTER

Latimer's Loose Threads

(503) 842-8622 | latimer2105@gmail.com | latimerquiltandtextile.com

Current Show The Rogue Valley Piecemakers



Rogue Valley Piecemakers Quilt Guild is located in Grants Pass, Oregon in the heart of the beautiful Rogue Valley. With well over 100 members, the guild is a very well-known presence in southern Oregon.

The exhibit is made up of a wide variety of work by members of the guild. From miniature to queen size quilts, many styles and techniques will be on display. From hand quilting to detailed threadwork, traditional piecing, landscape originals, applique, wool applique, paper piecing, original designs and much more.

1955 by Carol Dickson



OPEN HOUSE
July 13, 2025
12:00 PM – 4:00 PM

Message from our President

Welcome to summer!

I hope you're ahead of me, as far as your gardening goes! I'm still putting seeds in the ground and crossing my fingers that everything comes up quickly.

I ran across an article about Log Cabin quilts. It's usually one of the first patterns we learn. No one is quite sure when and where the Log Cabin design originated. Mummies, human, and animal, in Ancient Egyptian tombs were wrapped in cloths constructed from this pattern. *continued on page 2.*

In this Issue:

Exhibit Information	1
President's Message	1-2
Latimer News and updates	2-3
Meet your Board	3
Guild Reports	4-5
Recent Exhibit	5-6
A Visit to Pendleton	6
Advertisements/Credits	7
Upcoming Classes & Exhibits	8
Calendar	9
Membership Information	10

Board Members:

Carol Weber, President Rhoda DeGiovanni,
Vice Pres. Kathy Park, Secretary
Linda Machuta, Marilyn Roossinck
Arlene Sachitano, LaRayne Woodward
Tamara Yingling

Regular board Meetings are held on the 3rd Wednesday of odd numbered months.

continued from page 1

Stripes are among the first shapes to be used in patchwork, so it's likely Log Cabin was one of the earliest designs. The Log Cabin block comprises a central square surrounded by light and dark strips. The central square is often red. In America, this supposedly represents the hearth of the home.

A simple variation of the regular block is Courthouse Steps. If the central square is black this is said to represent the judge in their robes.

Whatever type of Log Cabin block is being made, logs, (strips) can be added to the central square using conventional seamed piecing or they can be constructed on a foundation fabric, with strips added in rounds, around the central square.

Thicker fabrics like wool and tweed would produce warm practical items, and fancier materials like silks and satins were used in more decorative pieces. It is rare to find embellishments on the Log Cabin Quilts. Log Cabin offers plenty of scope for makers to come up with their own designs and arrangements.

There you have it: a brief bio of the Log Cabin quilt. Excerpts are from an article by Anne Williams.

If you haven't been in the Center lately, be sure to stop in and see the gallery show, High Fiber Diet (leaving soon). They always bring a new perspective on Art quilts.

The fair is just around the corner; be thinking about what you'd like to enter. Back outside to finish planting, wish me luck!



Bye for now,
Carol

Latimer News and Updates

Latimer has numerous looms in the repository in various stages of repair. If you are interested in purchasing a loom, please let us know, we need the space! Some are in perfect working order, others need some TLC. The price will reflect the condition.

The Next Members Challenge

March/April 2026 | Theme: Fairy Tales

New Town Cartoons



Answers to last Newsletters Town Cartoons
16. Jacksonville, 17. North Bend, 18. Seaside,
19. Paisley, 20. Cascade Locks

Ads Wanted (Member ads are free)

Ads should be brief and clear. Include description of what you want to donate, sell (including price), or receive, and your contact information. Pictures must be no more than 1" X 1". Contact the editor to place an ad (mjr25@psu.edu). see Example below:

Wanted, old T shirts, 100% cotton, no side seams. Contact Marilyn Roossinck mjr25@psu.edu (this is a real ad)

To Donate to Latimer Quilt & Textile

Center: Use the link and click the “donate” button or scan the QR code below.
<https://www.latimerquiltandtextile.com/funding-donations>



New Members for April – May 2025:

Karin Kozij, Melody Wilkins & Lisa Pfost

Donors for April – May 2025:

Stella Clyne

Visitors for April – May 2025:

Tillamook County	276
Oregon State USA	146
USA	164
International	4
Total:	562



Library News

See Our New Books

"Secrets of Digital Quilting from Camera to Quilt" by Laura Schwarz Smith and Kerby C. Smith

- "Sunflower New Quilts from an old Favorite" by Linda Baxter Lasco
- "5,500 Quilt Block Designs" by Maggie Malone
- "Beginner's guide to Braiding, The Craft of Kumihimo" by Jacque Carey
- "Floral Dimensions" by Pauline Ineson
- "Simply Stunning Woven Quilts" by Anna Faustino
- "Red Work with a Twist" by Pat Sloam
- "Designing Patchwork on your computer" by Carol Phillipson
- "More Reversible Quilts" by Shawn Rederson
- "Quilted Symphony" by Gloria Loughman
- "Cathedral Window Quilts" by Lynne Edwards

Latimer books can be searched: go to the Latimer library web page (<https://www.libib.com/u/latimerquilt/1/887228>). In addition to books, Latimer has equipment that can be checked out to members.

Meet Your Board Members | Tamara Yingling

Tamara is the newest member of the Latimer Board. Her immediate family consists of just one sister, who lives in Washington. Tamara and her husband Gary lived in New Mexico where Tamara worked for the Federal Government, as an information specialist for the BLM, dealing with freedom of information issues, a demanding but interesting job. Twenty-five years ago, she met three weaving "experts" in New Mexico who were setting up an old loom, with a warped beam. They were winding their bobbins with a Hamilton Beach mixer. These women taught her how to weave, and she remains good friends with one of them.




In 2007 Tamara and Gary moved to Hillsboro to be closer to Gary's family, and Tamara was able to move her job to Oregon. She retired in 2018, and while visiting Latimer, Tamara met Stephany Anderson who got her set up on a loom (that needed a little work!). She began weaving at Latimer, and commuted from Hillsboro once or twice a week, usually carpooling with Stephany Anderson and Liz Winsche. Tamara and Gary began to spend summers in Garibaldi staying in their RV., and last year they bought a house in Netarts. The house needs a lot of work, so they have been living in the RV while remodeling. They hope to be in the house in September.

In addition to weaving, Tamara is an avid knitter, spinner, and dyer. She took a course in acid dyeing, and how to mix new colors. She sees Latimer in need of younger members and would like to see more involvement of young people in classes and start to teach classes in the schools.

Reports from the Guilds

The **Fiber Artisans Guild** meets on Tuesdays. We have had a full house



for the last several weeks, with some of our "summer" members returning, and some new members who have joined us with their unique skills. Stephany Anderson brought in an example of rust dyeing that she did on an old rusty fence. Linda is weaving 4th of July bookmarks on her Inkle loom. Other members are weaving, spinning, knitting, and dreaming of dye days coming up in August.



The **Tillamook County Quilters** share information about Manx Quilting. Manx quilting looks like log cabin, but it is done in a foundation pieced by the hand method. All steps are measured by different parts of your hand. The foundation square is the span of your hand. The center square is the length of your middle finger. The surrounding strips are the base of your thumb to the bottom of your thumbnail. The next step is to find the center of your foundation piece and place your center. Then make your grid sew on by folding the foundation up to the bottom center piece and then fold this one more time to the bottom center piece. This gives you a stitch line. Do this to all sides. Each strip is folded and sewn on.



Midsummer Greetings from **Latimer's Weavers!** If you would like to try weaving, our Oregon Trail Loom is dressed in the Japanese SAORI tradition, which celebrates personal expression and creativity. Visitors are encouraged to weave on it and weavers are usually on hand to answer questions on Tuesdays and Fridays. There are a number of projects you can see in process in the weaving room this month. We are weaving cotton kitchen towels on the Glimakra jack loom, the 8-harness Gilmore loom and the AVL CompuDobby production loom. Both our Ullman counterbalance loom and one of our 4-harness Gilmore looms are dressed for weaving traditional Scandinavian krökbragd. There are two fine merino and silk scarves in progress on both the Fireside loom and the Macomber and our other 4-harness Gilmore loom is being dressed for making rag rugs.

Stephany Anderson takes her krökbragd rug off the loom.

Cordelia's knitters have been busy finishing projects for the Tillamook County Fair. The theme is 'Celebrating 100 years of pig-n-ford,' so many little pigs are being knit. The challenge project this year at Latimer is anything related to a fairy tale. Several people are teaming up to do Three Little Pigs, so that their pigs can do double duty as pig-n-ford entries and fairy tale entries. Other people are making socks, lace shawls, and hats for our ongoing hats for the homeless project. We are finishing up a few emotional support chickens, and Candy Allen has several that she has donated to Latimer to raise funds for the museum. Anyone is welcome to join us on Thursdays, 1:00-3:00 PM and 5:30-7:30 PM. If you want to learn to knit, we can teach you. If you already knit, join us for the camaraderie and enjoy the shared experience.



The **Ocean Breeze Rugrafters** are diligently working towards completing their projects. One person is also helping a family who were left incomplete rugs at the passing of their grandmother to have them back in useable condition. Several of our guild members went to Washington state for a Rughooking gathering. It's always enjoyable and inspiring to gather together for visiting about our art! Finishing rugs to remember a grandmother:



Rug Hooking that was on display in the East Room

For the month of June, we brought out a selection of 9 rugs from our collection in the Repository.




Our Recent Exhibit

High Fiber Diet presented a beautiful collection of art quilts. Here are some of them:



Lest we forget- Normandy, Allison Taylor



Cascade Head Oregon Pat Fifer



Whimsy House, Jill P Hoddick



Meet me in the Garden Terry Grant



Sierra Dreaming Laura Martinez



Devil's Punch bowl Beverly Woodard



Best Friends, Sharry Olmstead



Odin's eyes, Joan Martin



The Still Point, Mary McLaughlin



Suspended Between Two Trees, Pam Pilcher



Where Next...Wisconsin Sarah Williams



Stacks of finely spun wool yarn for weaving the rug.

A Visit to Pendleton – Marilyn Roossinck

At the end of April, I had the chance to visit the Pendleton Woolen Mill. If you haven't been there, I highly recommend it. It was a fascinating experience. I took a tour of the mill where they have stacks and stacks of fine woolen yarn ready for the looms. The process for making the beautiful Pendleton wool blankets is divided between this site and their facility in Washougal, Washington. The wool is processed, dyed and spun in Washougal, and transported to Pendleton for weaving on Jacquard looms into the blankets with complex patterns. The plaids and

stripes are woven in Washougal on Dobby looms. The blankets are returned to Washougal for fulling (felting) and trimming. Then they are transported to the numerous Pendleton stores for sale.

The store at the mill sells blankets and clothing. In addition, they sell seconds at reduced prices. I looked over some of these but could not find the mistake that made them seconds, so this is a great way to get a good deal. In the second room they also sell blanket trimmings that can be repurposed. I bought two large bags of "worms", the trimmed edges of the blankets, and a bag of fringes. I will be weaving rugs and blankets out of these at the Latimer. Stay tuned for a report on my visit to the Washougal site. I hope to make it to the museum and store in Salem too, at the site of the original woolen mill, and the headquarters in Portland.



A Jacquard loom in action. This one has 250 harnesses.



Blankets are taken off the loom and ready for inspection, done by hand (center), where small repairs can be made.

Admit One

Latimer Quilt & Textile
Free Admission



Admit One

Latimer Quilt & Textile
Free Admission



Sincere Studio

Portland's first community
sewing studio

quilt-making | garment construction | mending
| sewing machine skills | natural dyeing
and more!

learn more at Sincerestudiopdx.org



The Card Basket Designs

Denise O'Connell
owner
supoconnell@gmail.com
<https://www.etsy.com/shop/TheCardBasketDesigns>



**ROD & REEL
WOOL & WHEEL**

**Rod & Reel
Wool & Wheel**
34445 Hwy 101 S
Cloverdale, OR 97112
503-392-3277


Jim & Grace Mick
Custom Fishing Rods
Select Tackle & Bait
Fiber Arts



Pacific Longarm Quilting
Kat Bauer & Marcine Jenck

Post Office Box 549
6825 Officers' Row Road
Tillamook, Oregon 97141
pacificlongarm@gmail.com
plquilting.com

Tillamook Chamber of Commerce
Largest source of Tourist information in the
county, Calendar of local events
Active Business Directory



TILLAMOOK COUNTY PIONEER MUSEUM
2106 2nd Street
Tillamook, OR 97141
Admission: Adults—\$5.00
Seniors—\$4.00 Children 10-17—\$2.00
Hours: Tues.- Sat. 10:00 — 4:00 pm



HERITAGE FAMILY FARMS
Raw Milk, Cream, Butter, Eggs, Pork, Beef, Lamb, Poultry.

RAWMILKOREGON.COM
RAWMILKOREGON@GMAIL.COM
503-812-6182 MILKMAN
971-977-9505 MEMBER SUPPORT



Raes¹⁰ QUILT SHOP

683 NW 9th St., Warrenton, OR
Contact@raesquiltshop.com
www.raesquiltshop.com
Thurs-Sat 11-4

Contact us by mail: 2105 Wilson River Loop Road, Tillamook, OR 97141
e-mail: latimer2105@gmail.com
phone: 503 - 842 - 862 2

Upcoming Classes

Hand Embroidered Folk Art Ornaments (Helene Knott)



July 12, 2025 (Saturday)
10:00 AM - 4:00 PM
\$55.00 (Member of Latimer).
\$60.00 (Non-Member)



T-Shirt Yarn (Marilyn Roossinck)

July 19-20, 2025 (Saturday-Sunday)
10:00AM - 2:00PM
\$30.00/Member & \$40.00/Non-

Member



Flower Pounding (Marie-Lise Best)

August 16, 2025 (Saturday)
10:00AM - 12:00PM
\$55.00/Members | \$60.00/Non-Member

KAL (Knit-A-Long) (Marie-Lise Best)



August 20, 2025
- KAL (2 hours
10:00-12:00 PM)
August 27, 2025
- KAL (1 hour 10:00-
11:00 AM); Casting

On (1 hour 11:00-12:00 PM)

September 24, 2025, KAL (1 hour 10:00-11:00 AM); Binding off (1 hour 11:00-12:00 PM)
\$80.00 (Member of Latimer); \$85.00 (Non-Member)

Beginning Sewing (Marie-Lise Best)

September 10, 2025 (Saturday)
10:00AM - 12:00PM; 1:00PM - 3:00PM
\$55.00/Members | \$60.00/Non-Member



Bella Vista Landscape Vignette Quilts

September 20th, 2025 (Saturday)
10:00 AM - 4:00 PM
\$60.00 (Member of Latimer); \$65.00 (Non-Member)

Pillows (Marie-Lise Best)

October 11, 2025 (Saturday)
10:00AM - 12:00PM
\$55.00/Members | \$60.00/Non-Member

Upcoming Exhibits

September – October 2025
Button Quilts by Katie Passo

January – February 2026
Tillamook County Quilters

November – December 2025
Grande Ronde Exhibition

March – April 2026
Latimer Challenge (Theme: Fairy Tales)

Loose Threads Editor: Marilyn Roossinck
Distribution/Proofreading/Statistics Elliana Diamond and Emily Fladstol
Contributing Writers: Carol Weber, Marilyn Roossinck, Sofie Skein-Hall, Arlene Sachitano, Kim Schauss, and Candy Allen

July & August 2025

Sunday	Monday	Tuesday	Wednesday	Thursday	Friday	Saturday
		July 1 ORCoast Fiber Artisans Guild 10:00-4:00PM	July 2 Board Meeting 1-2 PM	July 3 Cordelia's Knitters 1:00-3:00PM 5:30-7:30PM	July 4 CLOSED	July 5
July 6 CLOSED	July 7 CLOSED	July 8 ORCoast Fiber Artisans Guild 10:00-4:00PM	July 9	July 10 Cordelia's Knitters 1:00-3:00PM 5:30-7:30PM	July 11 Ocean Breeze RugKrafters 10:00- 2:00PM Latimer Weavers 10:00-4:00PM	July 12 <i>Hand Embroidered Folk Art Ornaments Class</i> 10:00-4:00PM
July 13 OPEN HOUSE 12:00-4:00 PM	July 14 CLOSED	July 15 ORCoast Fiber Artisans Guild 10:00-4:00PM	July 16	July 17 Till. Co. Quilter's Guild 10:30-12:00PM Cordelia's Knitters 1:00-3:00PM 5:30-7:30PM	July 18 Ocean Breeze RugKrafters 10:00- 2:00PM Latimer Weavers 10:00-4:00PM	July 19 <i>T-Shirt Yarn Class</i> 10:00-2:00PM
July 20 CLOSED <i>T-Shirt Yarn Class</i> 10:00-2:00PM	July 21 CLOSED	July 22 ORCoast Fiber Artisans Guild 10:00-4:00PM	July 23	July 24 Cordelia's Knitters 1:00-3:00PM 5:30-7:30PM	July 25 Ocean Breeze RugKrafters 10:00- 2:00PM Latimer Weavers 10:00-4:00PM	July 26
July 27 CLOSED	July 28 CLOSED	July 29 ORCoast Fiber Artisans Guild 10:00-4:00PM	July 30	July 31 Cordelia's Knitters 1:00-3:00PM 5:30-7:30PM	August 1 Ocean Breeze RugKrafters 10:00- 2:00PM Latimer Weavers 10:00-4:00PM	August 2
August 3 CLOSED	August 4 CLOSED	August 5 ORCoast Fiber Artisans Guild 10:00-4:00PM	August 6 Open during the Tillamook County Fair	August 7 Cordelia's Knitters 1:00-3:00PM 5:30-7:30PM Open during the Tillamook County Fair	August 8 Ocean Breeze RugKrafters 10:00- 2:00PM Latimer Weavers 10:00-4:00PM Open during the Tillamook County Fair	August 9 Open during the Tillamook County Fair
August 10 CLOSED	August 11 CLOSED	August 12 ORCoast Fiber Artisans Guild 10:00-4:00PM	August 13	August 14 Cordelia's Knitters 1:00-3:00PM 5:30-7:30PM	August 15 Ocean Breeze RugKrafters 10:00- 2:00PM Latimer Weavers 10:00-4:00PM	August 16 <i>Flower Pounding Class</i> 10:00- 12:00PM
August 17 CLOSED	August 18 CLOSED	August 19 ORCoast Fiber Artisans Guild 10:00-4:00PM	August 20 <i>KAL Class</i> 10:00-12:00PM	August 21 Till. Co. Quilter's Guild 10:30-12:00PM Cordelia's Knitters 1:00-3:00PM 5:30-7:30PM	August 22 Ocean Breeze RugKrafters 10:00- 2:00PM Latimer Weavers 10:00-4:00PM	August 23
August 24 CLOSED	August 25 CLOSED	August 26 ORCoast Fiber Artisans Guild 10:00-4:00PM	August 27 <i>KAL Class</i> 10:00-12:00PM	August 28 Cordelia's Knitters 1:00-3:00PM 5:30-7:30PM	August 29 Ocean Breeze RugKrafters 10:00- 2:00PM Latimer Weavers 10:00-4:00PM	August 30
August 31 CLOSED						

For more information and class times and prices, please check the website (www.latimerquiltandtextile.com/classes) or call Latimer at 503-842-8622.



Latimer Quilt & Textile Center
 2105 Wilson River Loop Road
 Tillamook, OR 97141
 503-842-8622 | latimer2105@gmail.com

Here is what's included in your membership:

- ❖ Free Admission
- ❖ Membership Card & Pin
- ❖ 2 Free Guest Admissions a month (24 a year)
- ❖ Access to our Research Library (check out books)
- ❖ Access to check out materials (sewing machines, looms, spindles, etc.)
- ❖ Meeting Room Space (subject to availability)
- ❖ Consignment - (Items you have made for sale in our Gift Shop)
- ❖ Member Show - Themed Exhibition once a year by Members ONLY

All memberships and contributions are tax deductible, as we are a 501(c)3 non-profit institution. Please make checks payable to "Latimer Quilt & Textile Center".

Membership Categories

____ Student (Student I.D. required when signing up)	\$15.00
____ Individual	\$30.00
____ Family (immediate)	\$40.00
____ Guild - Any fiber art guild	\$60.00
____ Benefactor	\$250.00
____ Business /Business with newsletter Ad	\$50.00/\$100.00
____ Individual Supporter	\$100.00
____ Sponsor – lifetime member	\$1,000.00
____ *Newsletter by mail*	\$12.00
____ Variable Donation	\$ _____

Name: _____

Address: _____

City: _____ State: _____ Zip code: _____

Phone: _____ Email: _____

Notes or comments: _____

Official Use Only

Date: _____ New Member: ___ Renewal: ___ Card: ___ Pin: ___ Received by: ___
 Cash: ___ Card: ___ Check: ___ Information: Excel ___ QB's ___ Gmail ___ Square ___

