



# Latimer's Loose Threads

July/August 2023

2105 Wilson River Loop Rd.  
Tillamook, OR 97141

503-842-8622

[Latimer2105@gmail.com](mailto:Latimer2105@gmail.com)

## INSIDE THIS ISSUE

Exhibit Information	2
Group Meetings	12
Exhibit Schedule	8
Friends of Latimer	4
Wish List	9
Membership Application	10
Advertisements	9 & 11
Hours of Operation	12

“New York Beauty: Quilts from the Volckening Collection.”



## BOARD MEMBERS

**Carol Weber/President**

**Rhoda DeGiovanni/VP**

**Kathy Park/ Secretary**

**Arlene Sachitano**

**Jon Rodriguez**

**Linda Machuta**

**Marilyn Roossinck**

**LaRayne Woodward**

**Mgr. Kimber Wassmer**

Open House

Sunday July 10th

12:00—4:00 pm

## “New York Beauty: Quilts from the Volckening Collection.”

Bill and Linda Volckening are pleased to present quilts from their renowned New York Beauty Collection at Latimer Quilt & Textile Center in Tillamook, July and August 2023. The quilts will be on display starting Wednesday, July 5th.

The Volckening Collection started in 1989 when Bill purchased a masterpiece Kentucky quilt from dealer Shelly Zegart, the founding director of America’s first statewide quilt documentation project in Kentucky. Bill lived in New York at the time and the complex patchwork design known as New York Beauty intrigued him. By 2015, the collection had grown to include 70 quilts and was featured in his first book, “New York Beauty, Quilts from the Volckening Collection” published by Quiltmania, France.

Today, Bill is joined by his wife Linda and together they have selected some of their very favorite quilts for the exhibit at Latimer. The quilts represent a broad history of the patchwork design, covering the Civil War period through modern times. These quilts share a central design motif and the timeline reveals the vibrant and important history of quiltmaking in America





Have you ever heard the words, "Ditsies, Neats, and Dumb-Dumbs". Me either, but here is what I learned from reading an article by Barbara Brackman in a Quilters Newsletter Magazine.

Bread and Butter, Ditsies, and Dumb-Dumbs feature twentieth-century prints. Ditsies are funny little things and dumb-dumbs are inoffensive motifs with no real style.



Today the word ditsy is commonly used for best selling prints. Ditsies have been standard fair in all era's, but were especially popular between 1925 and 1970. In the 1930's dumb-dumb flowers were the high style prints.

These three categories of fabrics have been staples for quilters of every era, but were especially popular between 1925 and 1970.

Sometimes it is difficult to distinguish one from another. Many of the prints feature repeats of motifs such as geometrics, small sprigs, or nondescript florals. Quilters often use these simple designs as background or settings for fabrics in order to highlight areas with more elaborate, larger-scale or high-style prints.

I had never heard of fabrics described in this way. We learn something new every day!

Enjoy your summer, stop in at Latimer and check-out new items, and the new gallery show by Bill Volckening. Join us at the open house, July 9th. from 12:00 to 4:00 and visit with Bill.

And take a look out back at the center. We have all new walkways and railings connecting the two buildings. It's so nice. We appreciate all the in-kind donations that made it happen.

Bye for now;  
Carol

Another thought: Fair time is coming up soon!

I hope all of you have been working on your prize winning items for the fair! It's all your items that make the textile department special.

I will have sign-up sheets available the next couple of weeks at Latimer. If you want to come in and work on projects at the fair, you will need to sign-up before hand if you want a pass.

Hope to see you and your wares at the fair!

## Library News

Our Library is organized into the following categories to help you find the books you'd like to enjoy.

B - Basketry

C- Crochet

D- Dolls

E - Embellishments

F - Fabric (includes fabric sample books)

H - Hardanger

K - Knitting and Felting (some mixed knit/crochet books also)

L - Lace

M - Miscellaneous - books that don't fall into a mentioned category or that contain many combinations of textile work

N - Needlework (embroidery,cross stitch,needlepoint,redwork,ribbon work,cut threadwork,etc)

Q - Quilting (including applique,trapunto,and machine quilting)

R - Rug Techniques, Rug Hooking

S - Spinning

T - Tatting

V - All videos, sorted by Category

W - Weaving

Y - Dyeing

Z - Sewing and Costumes (not related to quilting)

2 - Macrame

Juvenile, Pink Label - A separate book shelf for teaching younger children crafts and skills,and story books.

5000 books are now entered into the computer.



## A Challenge for You

Latimer's board of directors has issued a challenge to you. The title is "What's in a Deck?".


Come into Latimer starting on June 1<sup>st</sup> and pick a card from our deck. You then interpret your card in any media you choose and create an item to be used in a future Latimer exhibit.

There are a few rules:

- 1: You may use any media you like. Quilting, weaving, painting etc.
- 2: Item size not to exceed 18" X 24".
- 3: Card picked from deck starting June 1<sup>st</sup>, 2023 and item to be finished by December 1<sup>st</sup>, 2023.

This challenge is based on the book "Art Quilts: Playing with a Full Deck" by Sue Pierce and Verna Suit. There is a copy at Latimer for reference, and Amazon has them available in a used book form for order.

Entries in the challenge will be exhibited in our show in January/February.



### Visitors to Latimer April and May

330 local  
166 Oregon  
291 USA  
2 foreign



## The Tea Cozy

Marilyn Roossinck

If you are a tea drinker you have probably had many cups of luke-warm tea, especially if you make your tea in a pot, but if you like your tea hot you need a tea cozy! A proper tea cozy fits snugly around your pot, and is made of a thick insulated material designed to keep the tea warm. Cozies can be quilted, knitted or crocheted. Perhaps the most common tea cozy is a thick knitted one: these are the ones you see on British shows like "Call the Midwife", or the Australian show "Doctor Blake Mysteries".

The history of the tea cozy is obscure, but it seems to have originated in England. The first documented use is from 1867 and is credited to the Duchess of Bedford, a life-long friend and companion of Queen Victoria. Many believe the tea cozy is much older and the use may have started around the time that tea was introduced to England from China, in about 1600. I can easily imagine that the British found a need for something to keep their teapots warm in the damp cold climate and may have started by wrapping a towel around the pot. Tea cozies became very popular in Victorian England and that popularity translated across the Atlantic to America.

Fish Creek, Victory, Australia, holds a tea cozy festival every two years. Enthusiasts come from near and far and display their latest creations. You can see a collection of whimsical and mysterious creations at their gallery website <https://teacosyfestival.com.au/gallery/>

There are a couple of important considerations for a tea cozy to be functional. Most important is that it fit the teapot snugly. It must also be thick enough to be insulating. This can be achieved by adding padding to the inside, or using a knit stitch like the pleated stitch that makes a thick fabric.

Here are a couple of tea cozies made by the author:



"Ocean Waves" made of indigo-dyed wool from Stephany Anderson



"Nautical" cozy made from cotton

## Travel Along the Quilt Barn Trail of Oregon's Tualatin Valley

Do you have a beloved quilt on your bed, in a family chest, or maybe draped over your couch (begging for a cozy reading session)? For many, quilts are part of the very fiber of our homes. Now, the nostalgia and heritage of quilts can be seen throughout Oregon's Tualatin Valley with our very own Quilt Barn Trail.

The Quilt Barn Trail is composed of large wood blocks that have been hand-painted in traditional quilt patterns that hold some significance to the area or farm where it is located.

*The Quilt Barn Trail highlights Tualatin Valley's agricultural and historical heritage and showcases public art pieces celebrating the art of quilting.*

All 59 quilt panels have been installed at area farms and agriculture-related businesses. Each panel tells the story of the property owners and their unique relationship to quilting.

A map of the Quilt Barn Trail can be found on the Tualatin Valley website.



## ***New Members***

Sahar Rosenbaum

Isabel Stirling



---

### EXHIBITS

Sept./Oct. Latimer Weavers plus a special tribute to Shirley Medsker

Nov./Dec. Weavers from Damascus

Jan/Feb Latimer Challenge



### Wish List

**Donations toward remodel of rest rooms and office**

**Someone to draw up remodel plans so we can get an estimate**

**Funding for gutter and roof cleaning**





**Tillamook Chamber of Commerce**  
**Largest source of Tourist information in the**  
**county, Calendar of local events**  
**Active Business Directory**

503-812-5779

**Pacific Longarm Quilting**  
 Kat Bauer & Marcine Jenck

Post Office Box 549  
 6825 Officers' Row Road  
 Tillamook, Oregon 97141

paciflongarm@gmail.com  
 plquilting.com

**Stacks of Stash**  
 etsy.com/shop/stacksofstash

Fabric  
 Pre-Cuts  
 Fat Quarters

**Michelle Toedtemeier**

503-758-6644  
 mtoady@charter.net

**Tax Advantage By Giving To  
 Latimer Quilt and Textile Center**

Add your support to any cultural nonprofit organization (Latimer is one) by making a monetary gift to that organization. Then make a matching gift to the Oregon Cultural Trust and claim 100% tax credit. Learn more or donate online at [www.culturaltrust.org](http://www.culturaltrust.org) E-mail: [Cultural.Trust.@State.OR.US](mailto:Cultural.Trust.@State.OR.US) 775 Summer Street NE, STE 200; Salem, OR 97301

**Jane's Fabric Patch**  
 1110 Main Avenue  
 Tillamook, Oregon 97141

Fabrics · Patterns · Books · Notions  
 Counted Cross Stitch · DMC Floss

*Friendly, knowledgeable service where quality comes first!*

[fabricpatch81@gmail.com](mailto:fabricpatch81@gmail.com)  
[www.janesfabricpatch.com](http://www.janesfabricpatch.com)

**JANE WISE, Owner**  
 (503) 842-9392  
 FAX (503) 842-3258

Editor: Kathy Park  
 Distribution and Mailing: Carol Weber

Proofing: Marilyn Anderson  
 Contributing Writers: Carol Weber, Marci Hallock ,



**MISSION OF THE LATIMER QUILT & TEXTILE CENTER**

Preserve, promote, display, facilitate the creation of,  
and provide education about the textile arts

**ANNUAL MEMBERSHIP & DONATION FORM**

	<b>MEMBERSHIP CATEGORIES</b>	<b>\$ AMOUNT</b>
<input type="checkbox"/>	Individual Member	30.00
<input type="checkbox"/>	Family (immediate) Member	40.00
<input type="checkbox"/>	Guild (any fiber art guild)	60.00
<input type="checkbox"/>	Benefactor Member	250.00
<input type="checkbox"/>	Business Member	50.00
<input type="checkbox"/>	Business Member (with advertisement in newsletter)	100.00
<input type="checkbox"/>	Individual Supporter Member	100.00
<input type="checkbox"/>	Sponsor – Lifetime Member	1000.00
	<b>ADDITIONAL CONTRIBUTIONS</b>	
<input type="checkbox"/>	Hardcopy Newsletter by USPS mail <sup>1</sup>	12.00
<input type="checkbox"/>	Donations <sup>2</sup> are welcome & appreciated (tax deductible receipt provided)	\$
	<b>Total Paid</b> <sup>3</sup>	\$

<sup>1</sup>

<sup>2</sup> Any gifts of \$100.00 or more will have your name acknowledged in our newsletter

<sup>3</sup> Please make checks payable to "Latimer Quilt & Textile Center" or go to our web page and pay on line

**MEMBER INFORMATION**

		<b>OFFICIAL USE ONLY</b>
Name		Date _____
Address		New <input type="checkbox"/> Renewal <input type="checkbox"/>
		PIN _____
City / State / Zip		Card _____
Telephone		Received by _____
Email		Cash <input type="checkbox"/> CC <input type="checkbox"/> Chk <input type="checkbox"/>
		Check # _____
		Excel <input type="checkbox"/> QB <input type="checkbox"/> OL <input type="checkbox"/>

**USPS Mail To:** Latimer Quilt & Textile Center, 2105 Wilson River Loop Road, Tillamook, OR 97141  
**e-Mail To:** latimer2105@gmail.com.

# Sincere Studio

Portland's first community  
sewing studio

quilt-making | garment construction | mending  
| sewing machine skills | natural dyeing  
and more!

learn more at [Sincerestudiopdx.org](http://Sincerestudiopdx.org)

## TANGLED YARNS

Yarns, Notions, Books, Instruction

Cascade, JoJo Land, Universal, Sugar 'N Cream

Mon – 4:00 – 6:00 Specialty Stitch and Technique Classes

Wed – 5:00 – 7:00 Open Forum (Fun, Fun, Fun!)

Come for Tea, Coffee, Treats, and Us!

Coveted Miller's Glassworks fused glass jewelry and art

Check with us for fused glass classes

Visit Us @ 207 Main Ave., Tillamook, OR

541-418-2329

Regular hours are: Mon – Saturday 10:00 – 6:00



*The Oregon Weaver*  
Unique Designs from the Pacific Northwest



**ROD & REEL  
WOOL & WHEEL**

**Rod & Reel  
Wool & Wheel**

34445 Hwy 101 S  
Cloverdale, OR 97112  
503-392-3277

Jim & Grace Mick

Custom Fishing Rods  
Select Tackle & Bait  
Fiber Arts



TILLAMOOK COUNTY PIONEER MUSEUM

2106 2nd Street

Tillamook

Admission: Adults—\$5.00

Seniors—\$4.00

Children 10-17—\$2.00

Hours: Tues.- Sat. 10:00 – 4:00

**FIX & SEW**

19  71


Mobile repair

**DENNIS WHITLOCK**

Owner - Technician

503.999.9950

[Dennis.fixnsew@gmail.com](mailto:Dennis.fixnsew@gmail.com)

 [FixnSewMobileRepair](https://www.facebook.com/FixnSewMobileRepair)

Admit One

Free Admission  
Latimer

2105 Wilson River Loop Road


[Latimerquiltandtextile.com](http://Latimerquiltandtextile.com)

Admit One

Free Admission  
Latimer

2105 Wilson River Loop Road

[Latimerquiltandtextile.com](http://Latimerquiltandtextile.com)





## Latimer Quilt & Textile Center

2105 Wilson River Loop Road  
Tillamook, OR 97141

Hours for the fall and winter months  
Open to the public Tuesday thru Saturday 10-5

**Please inform us of any different address for any period of time you will be away. Thank You.**

### Calendar of Upcoming Events

<p><i>Open House</i> <i>Sunday</i> <i>July 9th</i> <i>12:00—4:00</i></p>	<p><b>Board Meetings</b> <b>Wednesdays</b> <b>July 19</b> <b>August 16</b></p>		<p><b>Fiber Artisans</b> <b>Every Tuesday</b> <b>10:00—4:00</b></p>
<p><b>Cordelia's Knitters meet</b> <b>every Thursday 1:00-300</b> <b>and 5:30—7:30 pm</b></p>	<p><b>5th Thursday Tillamook</b> <b>County Quilters Guild</b> <b>make Comfort Quilts</b> <b>August 31st</b></p>	<p><b>Ocean Breeze Rugkrafters</b> <b>Every Friday 10:00—2:00</b></p>	<p><b>Weavers meet every Friday</b> <b>10:00—5:00</b></p>
<p><b>Needlework</b> <b>Bring your project and</b> <b>join the fun.</b></p>		<p><b>Tillamook County</b> <b>Quilt Guild Thursdays</b> <b>10:00—12:30</b></p>	<p><b>Volunteers are always need-</b> <b>ed for a variety of tasks.</b> <b>Call Latimer to find out</b> <b>more.</b></p>