

The 7 Most Effective Website Types For Your Business

And How to Know Which One You Need to Build First to Get the Best Results in Record Time



with Christina Hills

Did You Know That You Can Have Multiple Websites for One Business?

Now I'm not saying you should, at least not at first.

But I am saying that you should think of your website as a tool that can help you rapidly grow your business to where you want to take it. So, knowing WHICH type of website you need to achieve for your immediate goals is extremely important. Maybe you are confused about different types of websites you see every day. Either way, you are in the right place!



Christina Hills

My name is Christina Hills. I am a WordPress Trainer & Coach and I want to show you how you can grow your business with the RIGHT type of website for YOU!

In this report, I will share with you the **Five Most Effective Website Types to Grow Your Business**. Once you go through this document and watch



my training video, you will have a clearer understanding of what each type does and why you may want to consider using it.

Be sure to watch the video that goes along with this handout. You can watch it here:

<http://www.websitecreationworkshop.com/blog/7websitesdownload/>

Cheers,

Christina Hills

Christina Hills
Your Teacher/Mentor/Coach for WordPress

If you find this report valuable, please encourage a friend to get their own copy at <http://websitecreationclass.com/7websites>

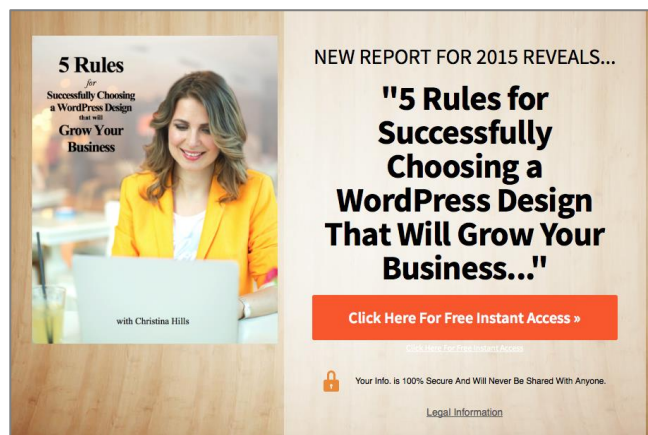
7 Most Effective Website Types for Your Business

Here are the 7 most effective website types you should consider for your business and what they do



1. Opt in/Lead Generator Site:

It mainly works to generate leads/prospects for you and to build your list. It typically offers a free offer such as a special report download or free webinar.



(OR)



If you find this report valuable, please encourage a friend to get their own copy at <http://websitecreationclass.com/7websites>



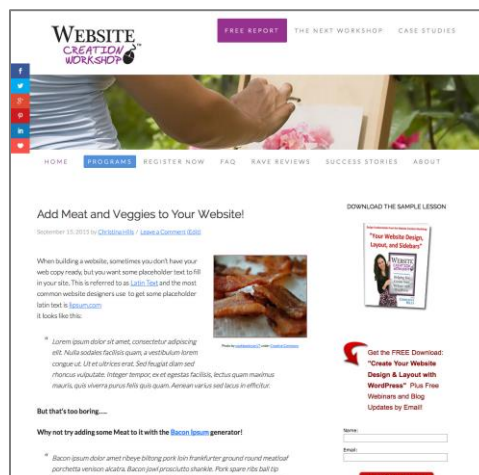
2. Branding/Authority site:

This is the site that becomes the face of your business. It establishes your brand, and educates visitors about you and your expertise.



3. Blog site:

Blogging is a great way to share your expertise. Your blog visitors will also get to learn about your personality and interact with you. Blog sites are naturally very search engine-friendly, too, especially when it's set up properly.



If you find this report valuable, please encourage a friend to get their own copy at <http://websitecreationclass.com/7websites>



4. Sales page site:

Having an entire web page with a sole purpose of selling a product or program can be very effective in many cases. With an effective use of great copy with supporting content, you can make your website to work to sell!

Now Your Dreams Can Come True When You Discover How Easy it is to Create Your Own Website

Have you ever wondered how other people have such great looking websites, but you secretly suspect they aren't any smarter than you are? Well guess what... you're RIGHT!
Christina Hill - The Website Creation Workshop

How a Spiritual Coach Gets More Clients Today after being Abandoned by Her \$3,000 Web Designer...

Donna thought she was doing the smart thing...
Donna hired a web designer to build her a website.
Donna paid about \$3,000.00 for this website.
After a few months, Donna needed to make some changes to her website. But her web designer had moved on and was now unreachable.



5. Ecommerce site:

If you would like to sell multiple products from your website (instead of selling via Amazon, etc.), you can create your own ecommerce website and customize the look to match your brand.

Heirloom Memories
HEIRLOOM OUTFITS AND GIFTS FOR SPECIAL OCCASIONS

Home | Boys | Girls | Gifts & Keepsakes | About the Designer | FAQs | Videos | Blog

Special Occasion Dresses
Baby Clothing
Gifts & Keepsakes

Let me introduce you to beautiful, smiling babies. Just the way grandma's like to see the granddaughter of Merry Lu Diller, winner of my recent Pin to Win contest for this beautiful christening gown. I created the gown, slip, and bonnet set - based on a design by Corine Palmer. We want to thank Ashley Mae Strick for providing the professional photographs of the sweet little girl.

If you find this report valuable, please encourage a friend to get their own copy at <http://websitecreationclass.com/7websites>



6. Membership site:

With an online membership program, you can offer online lessons, share members-only contents, create community, and more. A membership site will work as a portal for your program.

WEBSITE CREATION WORKSHOP™ Inside the Classroom

Home Start Here Modules Schedule Resources FAQ Bonuses Advanced YOU Community

List of all Training Modules

Return Here for Top View of Training

Quick Access Menu

- Getting Started with WordPress
- Module 1 - Creating Your Pages in WordPress
- Module 2 - Creating Your Blog Posts in WordPress
- Module 3 - Site Design Strategy - Menus & Sidebars
- Module 4 - Working with Images
- Module 5 - Themes: Your Website Layout, Design and Colors
- Module 6 - Understanding & Using Plugins
- Module 7 - Backing Up and Maintaining Your WordPress Site
- Module 8 - Installing WordPress On Your Hosting

Training Modules

- Getting Started with WordPress**
In this section, you will get an orientation of the program, and how to get started using WordPress. We'll cover what your "Student Project" is, the difference between the outside and the inside of WordPress. How to login to your admin dashboard. How to recover your password and more! Go here to get started with this program.
- Module 1 - Creating Your Pages in WordPress**
At its core, WordPress is all about creating content in Pages and Posts. It's this activity you do the most on your WordPress Site. Learn the difference between the Pages and Posts, Categories and Tags, and how to publish your content live to the internet.
- Module 2 - Creating Your Blog Posts in WordPress**
At its core, WordPress is all about creating content in Pages and Posts. It's this activity you do the most on your WordPress Site. Learn the difference between the Pages and Posts, Categories and Tags, and how to publish your content live to the internet.
- Module 3 - Site Design Strategy - Menus & Sidebars**
A big part of a WordPress Website is the navigation and structure of your site. In this module you will learn how to make top menus and sidebar menus for easy access to all your pages.
- Module 4 - Working with Images**
One of the things that really makes a website stand out is having images on your site. In this module I show you how to work with images, and how to manipulate images on your WordPress pages and posts. Learn how to add images, crop, rotate, and resize images. How to link images to another page, and more!



7. Affiliate Tools site:

Do you run an affiliate program? Then your affiliates will love an affiliate tools site. You can provide all information your affiliates will need to promote your programs/products for you.

WEBSITE CREATION WORKSHOP™ Affiliate Program

GRAPHICS FAQ AFFILIATE LOGIN

More Than 500 Students Have Been Through My Website Creation Workshop since I Started Running it in 2008, and People are Raving About It!

BECOME AN AFFILIATE NOW
Click to Sign Up

JAMES ROCHE RECOMMENDS

"... my list absolutely loves what Christina does and they eat it up!"




Hi, this is James Roche of RocheMarketing.com. I just wanted to give a shout out to Christina Hills. I've really enjoyed being an affiliate of Christina's. In fact, it's been one of the most profitable affiliate relationships I have.

James Roche

And not only just because her programs are extremely good and popular, but also just because Christina is so easy to work with, and she's so thorough in supporting me as an affiliate. If you're interested in adding on a big chunk of money, we're talking into

If you find this report valuable, please encourage a friend to get their own copy at <http://websitecreationclass.com/7websites>

Goals & Website Type Checklist

If your immediate goal is to...	...then create these sites in the order shown	<input checked="" type="checkbox"/>
Attract Paying Clients <div style="text-align: center; font-size: 2em;">\$</div>	1. branding/blog site  2. opt in page 	<input type="checkbox"/> <input type="checkbox"/>
Grow Your Email List <div style="text-align: center;">  </div>	1. opt in page  2. branding/blog site 	<input type="checkbox"/> <input type="checkbox"/>
Sell Online Products <div style="text-align: center;">  </div>	1. opt in page  2. sales page \$ 3. membership site  4. ecommerce site 	<input type="checkbox"/> <input type="checkbox"/> <input type="checkbox"/>
Work with Joint Venture Partners <div style="text-align: center;">  </div>	1. opt in page  2. sales page \$ 3. affiliate/JV portal site  4. membership site 	<input type="checkbox"/> <input type="checkbox"/> <input type="checkbox"/> <input type="checkbox"/>
Build Your Reputation / Expert Platform <div style="text-align: center;">  </div>	1. branding/blog site 	<input type="checkbox"/>

If you find this report valuable, please encourage a friend to get their own copy at <http://websitecreationclass.com/7websites>

Join Me For A Free, Live Training

The Website Creation Workshop Presents...

**"Easily Create A Beautiful Website In WordPress,
Even If You Hate Technology!"**

Save Your Seat >> »

Be sure to sign up for my live webinar training where I will share some of my best tips for how to easily create your own beautiful website using WordPress.

[Click here to sign up](#)